



WILSON BOHANNAN

LOCKS

BROOKLYN, N. Y.

1911





ILLUSTRATED CATALOGUE

OF

PATENT

BRONZE METAL SPRING PADLOCKS
COMBINATION DRAWER LOCKS
COMBINATION CHEST LOCKS
KEY DRAWER AND CHEST LOCKS
TUBULAR RIM NIGHT LATCHES
MORTISE NIGHT LATCHES
UPRIGHT RIM STORE DOOR LOCKS
MORTISE STORE DOOR LOCKS
KEY BLANKS, ETC.

MANUFACTURED BY

WILSON BOHANNAN, INC.

OFFICE AND MANUFACTORY:

Nos. 754-766 Lexington Ave., Brooklyn, New York

ESTABLISHED 1860

TO THE TRADE

WE present this Catalogue to the Trade, illustrating our full line of well-known Padlocks, Rim and Mortise Latches, Rim and Mortise Store Door Locks, Combination and Key Draw Locks, which for fine Finish, Strength and Security are Unexcelled. Our W. B. Switch Locks are famous the world over for Strength, Durability and Superior Finish.

All of our locks are Hand Made, and all Padlocks and Draw Locks are cast of the Best Bronze Metal.

All orders and correspondence via mail will receive Prompt Attention.

WILSON BOHANNAN.

BROOKLYN, NEW YORK

April 1st, 1911

INDEX.

Blanks, Brass Padlocks.....	139-151
“ Flat Key Padlocks.....	153
“ Cabinet.....	152
“ Night Latch.....	154-156
“ Drawer Lock.....	153
Chest Locks.....	74-75
Combination Chest Locks.....	72-73
“ Drawer and Cupboard Locks.....	70-71
Drawer and Cupboard Locks.....	69
Latches, Rim Night.....	76-79
“ “ “ Screen Door.....	80-81
“ “ “ “.....	82-85
“ “ “ Reversible Bolt.....	86-89
“ “ “ “.....	90-91
“ “ “ Bronze Metal.....	92-93
“ “ “ “.....	94-101
“ “ “ with patent catch.....	102-109
“ Iron Gate and Railing.....	118
“ Mortise.....	119-120
“ “ Rabbeted.....	120
“ “ with patent catch.....	122
Padlocks, Bronze Metal Spring.....	10-37
“ “ “ “ large shackles.....	13-20-28-29
“ “ “ “ improved.....	46-49
“ “ “ “ new.....	50-52
“ for railroad use.....	33-53-59
“ Iron Case.....	67-68
“ Flat Steel Key.....	38-44
“ “ “ “ large shackles.....	45
“ “ “ “ improved.....	61-64
“ “ “ “ “ large shackles.....	65
“ “ “ “ new.....	60-66
Special Catches for Night Latches.....	124
Store Door Dead Locks, Upright Rim.....	128-131
“ “ “ “ Mortise.....	125-127
“ “ “ “ “ Rabbeted.....	126

**PRICE LIST OF
PATENT CAST BRONZE METAL SPRING PADLOCKS.
WITH BRASS DRILL PIN KEYS.**

No.	SIZE. INCHES.	Per Doz. 1 Kd.	Per Doz. 2 Kd.	DESCRIPTION.
1	5/8	\$2.65	\$3.45	Spring Padlock.
0	3/4	2.75	3.55	" " " " " " " "
0A	3/4	3.75	4.55	" " with 12 inch chain and ring.
A	1	3.00	3.80	" " " " " " " "
AA	1	4.00	4.80	" " " " " " " "
70	1 1/8	3.50	4.30	" " " " " " " "
70A	1 1/8	4.50	5.30	" " " " " " " "
71	1 1/4	4.00	5.00	" " " " " " " "
71A	1 1/4	5.00	6.00	" " " " " " " "
72	1 1/2	6.25	7.25	" " tumbler " " " " " "
72A	1 1/2	7.50	8.50	" " " " with chain.
73	1 3/4	7.25	8.25	" " " " " " " "
73A	1 3/4	8.50	9.50	" " " " " " " "
74	2	8.25	9.50	" " " " plain cover.
75	2	9.50	10.75	" " " " " " and chain.
76	2	9.25	10.50	" " " " spring " " " "
77	2	10.50	11.75	" " " " " " " " " "
78	2 1/4	9.00	10.25	" " " " plain " " " " "
79	2 1/4	10.25	11.50	" " " " " " " " " "
80	2 1/4	10.00	11.25	" " " " spring " " " " "
81	2 1/4	11.25	12.50	" " " " " " " " " "
82	2 1/2	10.25	11.75	" " " " plain " " " " "
83	2 1/2	11.50	13.00	" " " " " " " " " "
84	2 1/2	11.25	12.75	" " " " spring " " " " "
85	2 1/2	12.50	14.00	" " " " " " " " " "
86	2 1/2	12.75	14.25	Heavy Tumbler Spring Lock, spring cover.
87	2 1/2	14.00	15.50	Heavy Tumbler Spring Lock, spring cover and chain, for R. R. use.
88	2 1/2	15.00	16.50	Heavy Tumbler Spring Lock, spring cover and chain for R. R. use.
89	2 1/2	16.00	17.50	Heavy Tumbler Spring Lock, spring cover and chain, waterproof.
90	2 3/4	18.00	19.50	Heavy Tumbler Spring Lock, spring cover.
91	2 3/4	20.00	21.50	" " " " " " " " & chain.
92	2 3/4	20.00	21.50	" 3 " " " " " " " "
93	2 3/4	22.00	23.50	" 3 " " " " " " " "
94	3	22.00	24.00	" 3 " " " " " " " "
95	3	24.00	26.00	" 3 " " " " " " " "
98	3 1/4	36.00	39.00	" 4 " " " " " " " prisons
99	3 1/4	40.00	43.00	Heavy 4 Tumbler Spring Lock, spring cover and chain, for prisons.
400	1 3/4	7.50	8.50	Spring Padlock, tumbler.
103	1 1/2	5.25	6.25	" " " " " " " "
104	1 3/4	6.50	7.50	" " " " " " " "
105	2 1/8	8.00	9.25	" " " " " " and chain.
106	2 1/8	9.25	10.50	" " " " " " plain cover.
107	2 1/8	8.75	10.00	" " " " " " spring cover.
108	2 1/8	9.50	10.75	" " " " " " " "

PATENT CAST BRONZE METAL SPRING PADLOCKS.

(Continued.)

No.	SIZE. INCHES.	Per Doz. 1 Kd.	Per Doz. 2 Kd.	DESCRIPTION.
109	2 1/8	9.75	11.00	Spring Padlock, tumbler, plain cover and chain.
110	2 1/8	10.50	11.75	" " " " spring cover and chain.
111	2 1/2	9.25	10.75	" " " " " " " "
112	2 1/2	10.50	12.00	" " " " and chain.
70	1 1/8	3.75	4.55	" " large shackle.
73	1 3/4	7.75	8.75	" " tumbler, large shackle.
78	2 1/4	9.75	11.00	" " " " " " " "
82	2 1/2	11.00	12.50	" " " " " " " "
113	2 1/8	10.50	11.75	" " " " spring cover and chain.
115	2 1/2	13.50	15.00	Heavy Tumbler Spring Lock, spring cover and chain, for R. R. use.
119	2 1/2	14.00	15.50	Heavy Tumbler Spring Lock, spring cover and chain, for R. R. use.
116	2 1/2	10.25	11.75	Heavy Tumbler Spring Lock, iron case, spring cover and chain, for R. R. use.

**PRICE LIST OF NEW IMPROVED
PATENT CAST BRONZE METAL SPRING PADLOCKS.
WITH BRASS DRILL PIN KEYS.**

No.	Size. Inches.	Per Doz. 1 Kd.	Per Doz. 2 Kd.	DESCRIPTION.
503	1 1/4	\$5.50	\$6.50	Spring Padlock, tumbler.
504	1 1/4	6.50	7.50	" " " 12 in. chain and ring.
504	1 1/4	7.00	8.00	" " " 18 " " " "
504	1 1/4	7.50	8.50	" " " 24 " " " "
504	1 1/4	8.00	9.00	" " " 30 " " " "
504	1 1/4	8.50	9.50	" " " 36 " " " "
509	1 3/4	8.00	9.00	" " " spring cover.
510	1 3/4	9.25	10.25	" " " " " and chain.
511	2	9.25	10.50	" " " " " " " "
512	2	10.50	11.75	" " " " " " " "
513	2 1/4	10.00	11.25	" " " " " " " "
514	2 1/4	11.25	12.50	" " " " " " " "
300	2	7.00	8.00	" " " " " " " "
300A	2	8.25	9.25	" " " " " " " "
305	1 1/2	5.75	6.75	" " " " " " " "
306	1 1/2	6.75	7.75	" " " " " " " "
310	2 1/4	8.00	9.25	" " " " " " " "
311	2 1/4	9.25	10.50	" " " " " " " "

WITH FLAT STEEL KEYS.

No.	Size. Inches.	Per Doz. 1 Kd.	Per Doz. 2 Kd.	DESCRIPTION.
070	1 1/8	\$4.50	\$5.50	Spring Padlock, secure.
070A	1 1/8	5.50	6.50	" " " 12 inch chain and ring.
071	1 1/4	5.00	6.00	" " " " " " " "
071A	1 1/4	6.00	7.00	" " " " " " " "
072	1 1/2	7.50	8.50	" " " 3 tumblers.
072A	1 1/2	8.75	9.75	" " " " " and chain.
073	1 3/4	8.50	9.75	" " " 3 " " " "
073A	1 3/4	9.75	11.00	" " " 3 " " " "
074	2	9.50	10.75	" " " 3 " " " "
075	2	10.75	12.00	" " " 3 " " " "
078	2 1/4	10.50	11.75	" " " 3 " " " "
079	2 1/4	11.75	13.00	" " " 3 " " " "
078	2 1/4	11.50	12.75	" " " 3 " " large shackles.
500	1 3/4	9.00	10.25	" " " 3 " " " "
519	1 1/2	8.00	9.00	" " " 3 " " and chain.
520	1 1/2	9.00	10.00	" " " 3 " " " "
521	1 3/4	8.50	9.75	" " " 3 " " " "
522	1 3/4	9.75	11.00	" " " 3 " " " "
523	2	9.50	10.75	" " " 3 " " " "

No.	Size. Inches.	Per Doz. 1 Kd.	Per Doz. 2 Kd.	DESCRIPTION.
524	2	10.75	12.00	Spring Padlock, 3 tumblers and chain.
525	2 1/4	10.50	11.75	" " " 3 " " " "
526	2 1/4	11.75	13.00	" " " 3 " " " "
530	2 1/4	7.00	8.25	" " " 3 " " iron case.
531	2 1/4	8.00	9.25	" " " 3 " " and chain, iron case.
527	2 1/4	11.50	12.75	" " " 3 " " large shackles.
528	2 1/4	12.75	14.00	" " " 3 " " and chain, lge shac's
301	2	7.00	8.00	" " " 2 " " " "
301A	2	8.25	9.25	" " " 2 " " and chain.
550	2	8.50	9.75	" " " 3 " " " "
551	2	7.00	8.25	" " " 3 " " iron case.
450	1 3/4	7.75	9.00	" " " 3 " " " "
451	1 3/4	6.00	7.25	" " " 3 " " " "

**PRICE LIST OF
PATENT HORIZONTAL RIM CYLINDER NIGHT LATCHES.**

No.	Size. Inches.	Per Doz.	DESCRIPTION.
154	3 5/8 x 2 1/2	\$6.75	Latch, iron bolt.
160	3 5/8 x 2 1/2	6.75	" " " flat steel keys.
156	3 5/8 x 2 5/8	10.00	Tubular Latch, iron bolt.
157	2 5/8 x 3 3/4	10.00	" " " " reversible.
166	2 5/8 x 3 1/2	8.00	" " " " " "
211	3 3/4 x 2 1/2	11.00	" " " " patent catch.
169	2 5/8 x 2 1/8	10.50	" " " " bronze bolt, for screen doors.
158	3 5/8 x 2 5/8	12.00	" " " " " "
165	3 3/4 x 2 5/8	14.00	Cylinder Latch, bronze bolt, 4 tumblers,
213	3 3/4 x 2 1/2	15.00	" " " " " patent catch
161	4 x 2 3/4	16.00	" " " " 4 " " "
151	4 1/4 x 3	17.00	" " " " 4 " heavy.
209	4 x 2 3/4	20.00	" " " " 4 " patent catch.
210	4 1/4 x 2 7/8	20.00	" " " " 4 " turn knob.
250	2 1/2 x 3 5/8	13.00	" " " " 4 " reversible.
252	3 1/2 x 3 1/2	20.00	" " " " 4 " for iron gates.
272	2 3/4 x 3 3/4	25.00	Safety Lock and Latch, combined, bronze bolt rev'ble
350	3 3/4 x 2 5/8	23.00	Cylinder Latch, bronze bolt, reversible
265	2 5/8 x 3 3/4	18.00	" " " " " throughout, 4 tumblers.

**PRICE LIST OF
MORTISE NIGHT LATCHES.**

No.	Size. Inches.	Per Doz.	DESCRIPTION.
175	3 x 2 5/8	\$20.00	Mortise Latch, bronze bolt, 3 tumblers, key enters either way, reversible.
177	3 x 2 5/8	25.00	Same as No. 175, with patent catch.
178	3 x 2 5/8	24.00	Same as No. 175, rabbeted, not reversible.
173	3 x 2 5/8	25.00	Mortise Latch, bronze bolt, 3 tumblers, key enters either way.
171	3 5/8 x 3 1/8	28.00	Mortise Latch, heavy bronze bolt, 4 tumblers.

**PRICE LIST OF
PATENT UPRIGHT AND MORTISE STORE
DOOR DEAD LOCKS.**

No.	Size. Inches.	Per Doz.	DESCRIPTION.
195	3¼ x 4¼	\$30.00	Upright Rim Cylinder Lock, 6 tumbler
197	3⅞ x 2⅞	20.00	New Upright Rim Cylinder Lock.
198	3⅞ x 2⅞	25.00	" " " " " " " "
199	2¾ x 4¼	30.00	Upright Rim Cylinder Lock, 7 tumblers,
200	2¾ x 4¼	30.00	" " " " 7 " key used both sides.
262	2⅞ x 3¾	14.00	Horizontal Rim Dead Lock, bronze bolt.
205	2½ x 3	33.00	Mortise Store Door Lock, 4 tumblers.
206	2½ x 3	37.00	" " " " 4 " rabbeted.
225	2¼ x 2½	20.00	" Dead Lock, 4 tumblers

**PRICE LIST OF
PATENT SELF-LOCKING COMBINATION AND KEY, DRAWER,
CUPBOARD AND CHEST LOCKS,
WITH AND WITHOUT PATENT CATCH.**

No.	Size. Inches.	Per Doz.	DESCRIPTION.
181	2⅞	\$17.00	Combination Drawer and Cupboard Lock.
185	2⅞	18.00	" " " " " patent catch.
189	3	25.00	" Chest Lock.
187	4	32.00	" " "
188	2¾	18.00	Tubular 3 Tumbler Chest Lock.
190	4	25.00	" 3 " " "
192	2¼	14.00	" 3 " Drawer and Cupboard Lock, patent catch.

**PRICE LIST OF
NIGHT LATCH AND FLAT STEEL KEY
PADLOCK BLANKS.**

No.	Per Doz.	DESCRIPTION.
91	\$0.75	For Nos. 070 and 071, Padlocks.
92	.75	" No. 072, Padlocks, old style.
93	.75	" Nos. 073, 074 and 075, Padlocks, old style.
94	.75	" " 078 and 079, Padlocks, old style.
95	.75	" " 073, 074 and 075, Padlocks, present style.
96	.75	" " 078 and 079, Padlocks, present style.
97	.75	" " 072, 519 and 520, Padlocks, present style.
98	.75	" " 073, 074, 075, 521, 522, 523 and 524, Padlocks.
99	.75	" " 078, 079, 525, 526, 530 and 531, Padlocks.
100	.75	" " 100 and 101, Padlocks, old style.
101	.75	No. 191, Drawer Lock, old.
102	.75	" Nos. 161 and 151, Latches, long.
164	.75	" " 161 " 151, " "
103	.75	" " 156 " 158, " "
104	.75	" " 161 " 151, " wide, old style.
105	.75	" " 161 " 151, " medium, old style.
106	.75	" " 165, 161 and 151, Latches, present style.
107	.75	" No. 165, Latches, old style.
108	.75	" Nos. 156, 158 and 160, Latches.
109	.75	" Store Door Locks, wide.
110	.75	" " " " present style.
111	.75	No. 171, Mortise Lock.
162	.75	" " 171, " " special.
112	.75	" Nos. 175 and 173, Mortise Lock.
113	.75	" No. 205, Mortise Store Door Lock.
114	.75	" " 192, Drawer Lock, old style.
163	.75	" " 192, " "
115	.75	" Nos. 188 and 190, Chest Lock.
116	1.00	" No. 154, Latch, straight bit.
117	1.00	" 154, " right hand, side bit.
118	1.00	" 154, " left hand, side bit.
119	1.00	" 154, " right hand, crooked bit.
120	1.00	" 154, " left hand, crooked bit.
121	.75	" " 160, " straight bit.
122	.75	" " 160, " right hand, crooked bit.
123	.75	" " 160, " left hand, crooked bit.

PRICE LIST OF
BRASS PADLOCK BLANKS.

No.	Per Doz.	DESCRIPTION.			
1	\$1.30	For 3 and 3¼ in. Locks.	Approx. Wght.	Per Doz.	15 Ozs.
2	1.15	" 2½ in. lock, large bbl.	"	"	10 "
3	1.00	" 2½ " " small "	"	"	8 "
4	.95	" 2¼ " " large "	"	"	5½ "
5	.95	" 2¼ " " small "	"	"	5½ "
6	.95	" 1¾ & 2 in. lock, lge. bbl.	"	"	4½ "
7	.95	" 1¾ " 2 " " small "	"	"	3½ "
8	.95	" 1½ in. locks.	"	"	2½ "
9	.75	" 1¼ & 1½ in. locks.	"	"	1½ "
10	.75	" 1 in. lock.	"	"	1 "
11	.75	" ¾ & ¾ in. locks.	"	"	½ "

The letters A to O inclusive denote the hand and shape of the blank bit.
The numbers 1 to 11 inclusive denote the size of the blanks.

PRICE LIST OF
BRASS CABINET BLANKS.

No.	Per Doz.	DESCRIPTION.			
83	\$1.05	For Cabinet Locks.	Approx. Wght.	Per Doz.	3½ Ozs.
84	1.05	" " "	"	"	4 "
85	1.05	" " "	"	"	4 "
86	1.05	" " "	"	"	4½ "
87	1.05	" " "	"	"	4½ "
88	1.05	" " "	"	"	5 "
89	1.05	" " "	"	"	7 "
90	1.25	" Brass Door Locks.	"	"	8½ "



No. 1.

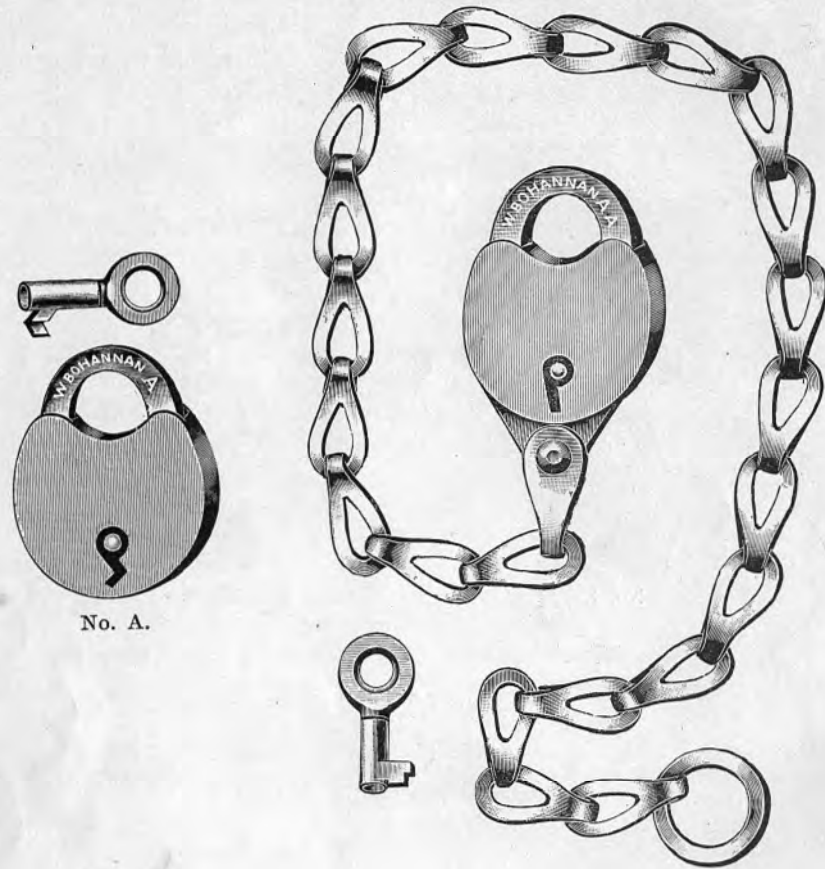


No. 0.

CAST BRONZE METAL SPRING PADLOCKS.

No.	SIZE.	Per Doz. 1 Kd.	Per Doz. 2 Kd.	DESCRIPTION.
1	5/8 inch	\$2.65	\$3.45	Spring Lock.
0	3/4 "	2.75	3.55	" "

Above locks are packed one dozen in a box.
Approximate weight per doz.: No. 1, 4 ozs.; No. 0, 6 ozs.



No. A.


No. AA.

Four dozen changes.

CAST BRONZE METAL SPRING PADLOCKS.

No.	SIZE.	Per Doz. 1 Kd.	Per Doz. 2 Kd.	DESCRIPTION.
A	1 inch	\$3.00	\$3.80	Spring Lock.
AA	1 "	4.00	4.80	" " with 12-inch chain and ring.

Approximate weight per doz.: No. A, 10 ozs.; No. AA, 1¼ lbs.
Above locks are packed one dozen in a box.



No. 70.

No. 70.—Large Hasp.

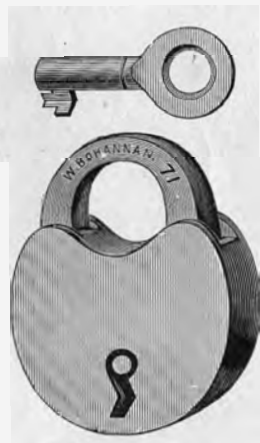
Four dozen change

CAST BRONZE METAL SPRING PADLOCKS.

No.	SIZE.	Per Doz. 1 Kd.	Per Doz. 2 Kd.	DESCRIPTION.
70	1½ inch	\$3.50	\$4.30	Spring Lock.
70A	1½ "	4.50	5.30	" " with 12-inch chain and ring.
70	1½ "	3.75	4.55	" " large hasp.

Above locks are packed one dozen in a box.

Approximate weight per doz.:
No. 70, 14 ozs.; No. 70 L. H., 1 lb.; No. 70A, 1½ lbs.



Four dozen changes.

No. 71.

CAST BRONZE METAL SPRING PADLOCKS.

No.	SIZE.	Per Doz. 1 Kd.	Per Doz. 2 Kd.	DESCRIPTION.
71	1 1/4 inch	\$4.00	\$5.00	Spring Lock.

Above locks are packed one dozen in a box.
Approximate weight per doz., 1 1/4 lbs.



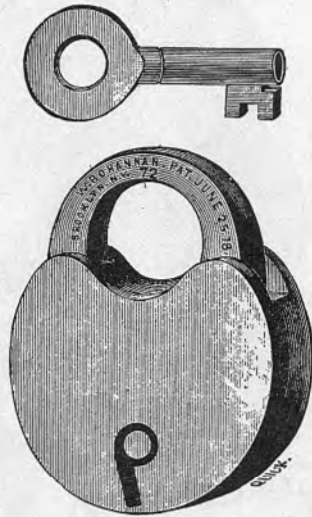
Four dozen changes.

No. 71A.

CAST BRONZE METAL SPRING PADLOCKS.

No.	SIZE.	Per Doz. 1 Kd.	Per Doz. 2 Kd.	DESCRIPTION.
71A	1 1/4 inch	\$5.00	\$6.00	Spring Lock, with 12-inch chain and ring.

Above locks are packed one dozen in a box.
Approximate weight per doz., 1 3/4 lbs.



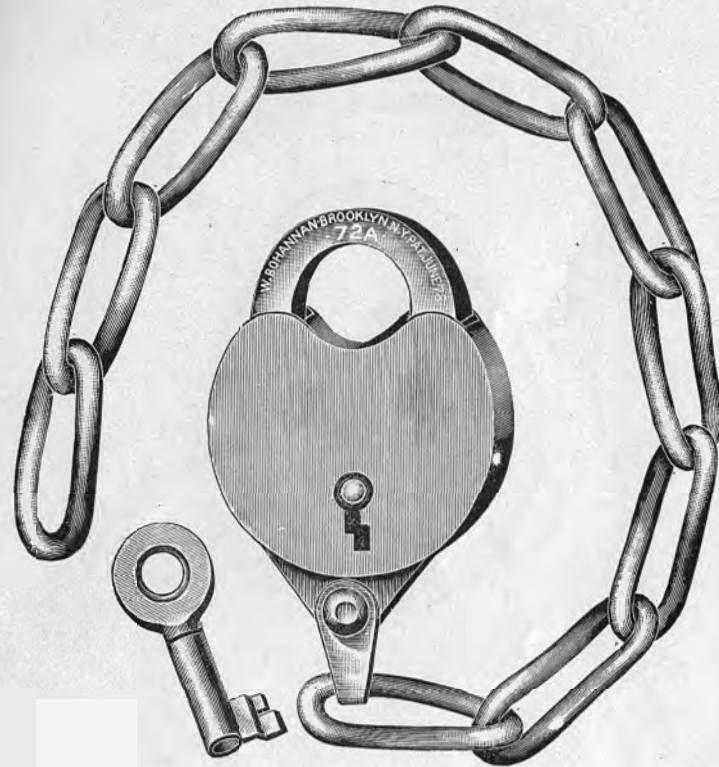
Eight dozen changes.

No. 72.

CAST BRONZE METAL SPRING PADLOCKS.

No.	SIZE.	Per Doz. 1 Kd.	Per Doz. 2 Kd.	DESCRIPTION.
72	1½ inch	\$6.25	\$7.25	Tumbler Lock.

Can be master-keyed in two sets of 40 locks each.
Above locks are packed one dozen in a box.
Approximate weight per doz., 2 lbs.




Eight dozen changes.

No. 72A.

CAST BRONZE METAL SPRING PADLOCKS.

No.	SIZE.	Per Doz. 1 Kd.	Per Doz. 2 Kd.	DESCRIPTION.
72A	1½ inch	\$7.50	\$8.50	Tumbler Lock, with chain.

Above locks are packed one dozen in a box.
Approximate weight per doz., 2½ lbs.




Twelve dozen changes.

No. 73.

CAST BRONZE METAL SPRING PADLOCKS.

No.	SIZE.	Per Doz. 1 Kd.	Per Doz. 2 Kd.	DESCRIPTION.
73	1 3/4 inch	\$7.25	\$8.25	Tumbler Lock.

Can be master-keyed in 2 sets of 60 locks each.
Above locks are packed half dozen in a box.
Approximate weight per doz., 3 1/4 lbs.



Twelve dozen changes.

No. 73A.

CAST BRONZE METAL SPRING PADLOCKS.

No.	SIZE.	Per Doz. 1 Kd.	Per Doz. 2 Kd.	DESCRIPTION.
73A	1 3/4 inch	\$8.50	\$9.50	Tumbler Lock, with chain.

Above locks are packed half dozen in a box.
Approximate weight per doz., 4 1/4 lbs.



Twelve dozen changes.

No. 73.--Large Hasp.

CAST BRONZE METAL SPRING PADLOCKS.

No.	SIZE.	Per Doz. 1 Kd.	Per Doz. 2 Kd.	DESCRIPTION.
73	1¾ inch	\$7.75	\$8.75	Tumbler Lock, large hasp.

Above locks are packed half dozen in a box.
Approximate weight per doz., 3½ lbs.



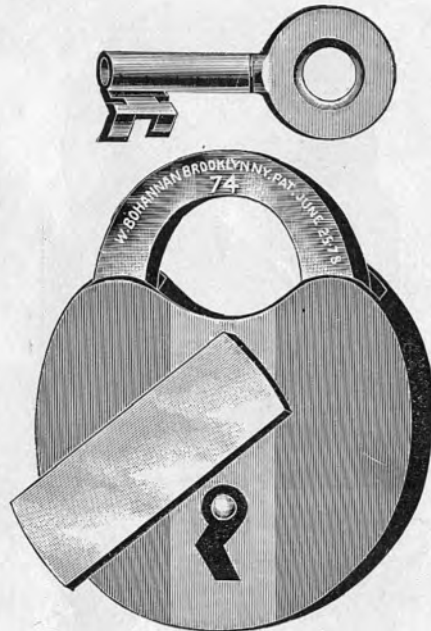
Twelve dozen changes.

No. 400.

CAST BRONZE METAL SPRING PADLOCKS.

No.	SIZE.	Per Doz. 1 Kd.	Per Doz. 2 Kd.	DESCRIPTION.
400	1¾ inch	\$7.50	\$8.50	New Tumbler Lock.

Above locks are packed half dozen in a box.
Approximate weight per doz., 4 lbs.



Twelve dozen changes.

No. 74.

CAST BRONZE METAL SPRING PADLOCKS.

No.	SIZE.	Per Doz. 1 Kd.	Per Doz. 2 Kd.	DESCRIPTION.
74	2 inch	\$8.25	\$9.50	Tumbler Lock, plain cover over keyhole.
76	2 "	9.25	10.50	" " spring cover over keyhole.

Can be master-keyed in two sets of 60 locks each.
Above locks are packed half dozen in a box.
Approximate weight per doz., 4¼ lbs.




Twelve dozen changes.

No. 75.

CAST BRONZE METAL SPRING PADLOCKS.

No.	SIZE.	Per Doz. 1 Kd.	Per Doz. 2 Kd.	DESCRIPTION.
75	2 inch	\$9.50	\$10.75	Tumbler Lock, plain cover and chain.
77	2 "	10.50	11.75	" " spring cover and chain.

Above locks are packed half dozen in a box.
Approximate weight per doz., 5¾ lbs.




Twenty dozen changes. No. 105.

CAST BRONZE METAL SPRING PADLOCKS.

No.	SIZE.	Per Doz.		DESCRIPTION.
		1 Kd.	2 Kd.	
105	2 1/8 inch	\$8.00	\$9.25	Tumbler Lock.

Above locks are packed half dozen in a box.
Approximate weight per doz., 6 lbs.

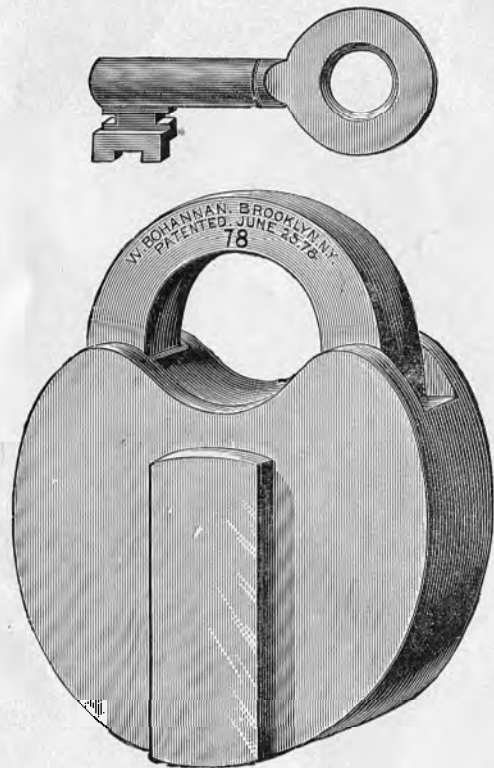


Twenty dozen changes. No. 106.

CAST BRONZE METAL SPRING PADLOCKS.

No.	SIZE.	Per Doz.		DESCRIPTION.
		1 Kd.	2 Kd.	
106	2 1/8 inch	\$9.25	\$10.50	Tumbler Lock and chain.

Above locks are packed half dozen in a box.
Approximate weight per doz., 7 1/4 lbs.



Twenty dozen changes.

No. 78.

CAST BRONZE METAL SPRING PADLOCKS.

No.	SIZE.	Per Doz. 1 Kd.	Per Doz. 2 Kd.	DESCRIPTION.
78	2¼ inch	\$9.00	\$10.25	Tumbler Lock, plain cover over keyhole.
80	2¼ " "	10.00	11.25	" " spring cover over keyhole.

Can be master-keyed in 4 sets of 60 locks each.

Above locks are packed half dozen in a box.

Approximate weight per doz., 6¼ lbs.



Twenty dozen changes.


No. 79.

CAST BRONZE METAL SPRING PADLOCKS.

No.	SIZE.	Per Doz. 1 Kd.	Per Doz. 2 Kd.	DESCRIPTION.
79	2¼ inch	\$10.25	\$11.50	Tumbler Lock, plain cover and chain.
81	2¼ " "	11.25	12.50	" " spring cover and chain.

Above locks are packed half dozen in a box.

Approximate weight per doz., 8 lbs.



Twenty dozen changes. No. 78.—Large Hasp.

CAST BRONZE METAL SPRING PADLOCKS.

No.	SIZE.	Per Doz.		DESCRIPTION.
		1 Kd.	2 Kd.	
78	2¼ inch	\$9.75	\$11.00	Tumbler Lock, plain cover over keyhole, large hasp.

Above locks are packed half dozen in a box.
Approximate weight per doz., 7 lbs.




Twenty dozen changes. No. 82.—Large Hasp.

CAST BRONZE METAL SPRING PADLOCKS.

No.	SIZE.	Per Doz.		DESCRIPTION
		1 Kd.	2 Kd.	
82	2½ inch	\$11.00	\$12.50	Tumbler Lock, plain cover over keyhole.

Above locks are packed half dozen in a box.
Approximate weight per doz., 7¾ lbs.



Twenty dozen changes.

No. 82.

CAST BRONZE METAL SPRING PADLOCKS.

No.	SIZE.	Per Doz. 1 Kd.	Per Doz. 2 Kd.	DESCRIPTION.
82	2 1/4 inch	\$10.25	\$11.75	Tumbler Lock, plain cover over keyhole.
84	2 1/2 "	11.25	12.75	" " " spring cover over keyhole.

Can be master-keyed in 4 sets of 60 locks each.

Above locks are packed half dozen in a box.

Approximate weight per doz., 7 1/2 lbs.



Twenty dozen changes.


No. 85.

CAST BRONZE METAL SPRING PADLOCKS.

No.	SIZE.	Per Doz. 1 Kd.	Per Doz. 2 Kd.	DESCRIPTION.
83	2 1/4 inch	\$11.50	\$13.00	Tumbler Lock, plain cover and chain.
85	2 1/2 "	12.50	14.00	" " " spring cover and chain.

Above locks are packed half dozen in a box.

Approximate weight per doz., 10 1/4 lbs.



Forty dozen changes.

No. 86.

CAST BRONZE METAL SPRING PADLOCKS.

No.	SIZE,	Per Doz.		DESCRIPTION.
		1 Kd.	2 Kd.	
86	2½ inch	\$12.75	\$14.25	Heavy Tumbler Lock, spring cover over key-hole.

Can be master-keyed in 2 sets of 60 locks each.

Above locks are packed half dozen in a box.

Approximate weight per doz., 9½ lbs.



Forty dozen changes.

No. 87.—R. R. Lock.

CAST BRONZE METAL SPRING PADLOCKS.

No.	SIZE.	Per Doz.		DESCRIPTION.
		1 Kd.	2 Kd.	
87	2½ inch	\$14.00	\$15.50	Heavy Tumbler Lock, spring cover and chain.

Can be master-keyed in 2 sets of 60 locks each.

Above locks are for R. R. Cars and Switches.

Keys for R. R. Locks drilled through.

Approximate weight per doz., 11¼ lbs.



Forty dozen changes.

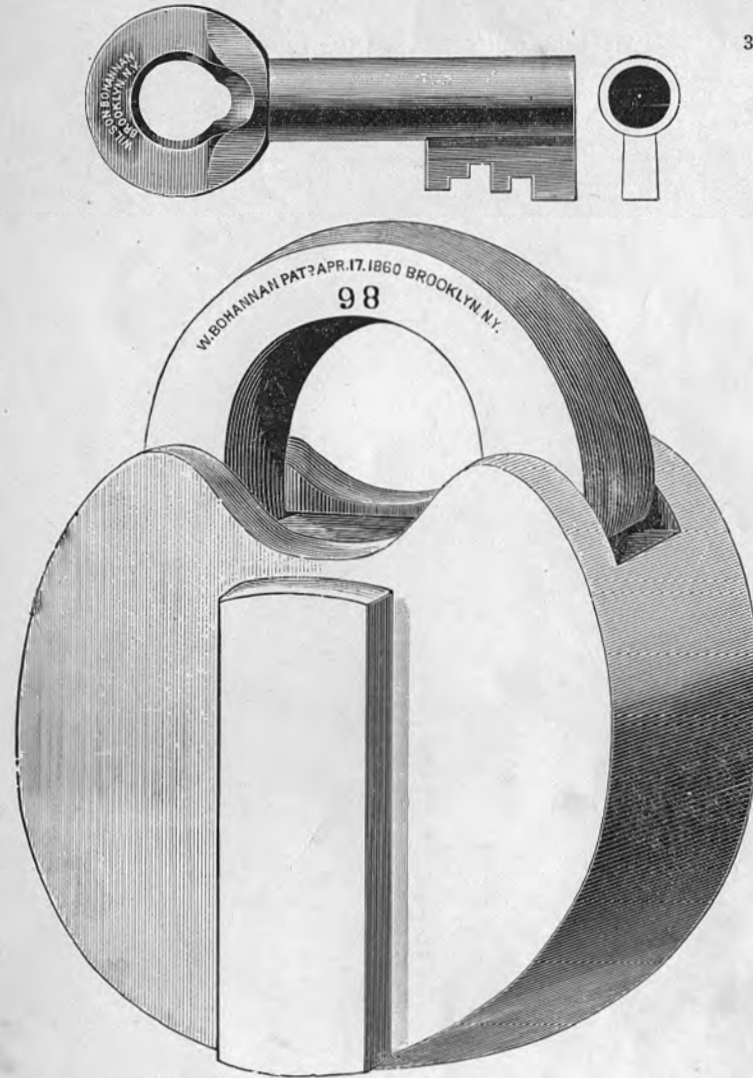
No. 90.

CAST BRONZE METAL SPRING PADLOCKS.

No.	SIZE.	Per Doz. 1 Kd.	Per Doz. 2 Kd.	DESCRIPTION.
90	2¾ inch	\$18.00	\$19.50	Heavy Tumbler Lock, spring cover.
91	2¾ "	20.00	21.50	" " " " " and chain.
92	2¾ "	20.00	21.50	" " " " " " and chain.
93	2¾ "	22.00	23.50	" " " " " " and chain.

Approximate weight per doz.:

Without chain, 12¾ lbs.; with chain, 14½ lbs.



Six dozen changes.


No. 98.

CAST BRONZE METAL SPRING PADLOCKS.

No.	SIZE.	Per Doz. 1 Kd.	Per Doz. 2 Kd.	DESCRIPTION.
98	3¼ inch	\$36.00	\$39.00	Heavy 4-Tumbler Lock, for prisons, etc., special.
99	3¼ "	40.00	43.00	Heavy 4-Tumbler Lock and chain.

Approximate weight per doz.:

Without chain, 24 lbs.; with chain, 26 lbs.



Six dozen changes.

No. 94.

CAST BRONZE METAL SPRING PADLOCKS.

No.	SIZE.	Per Doz. 1 Kd.	Per Doz. 2 Kd.	DESCRIPTION.
94	3 inch	\$22.00	\$24.00	Heavy 3-Tumbler Lock, spring cover.

Approximate weight per doz., 18¾ lbs.



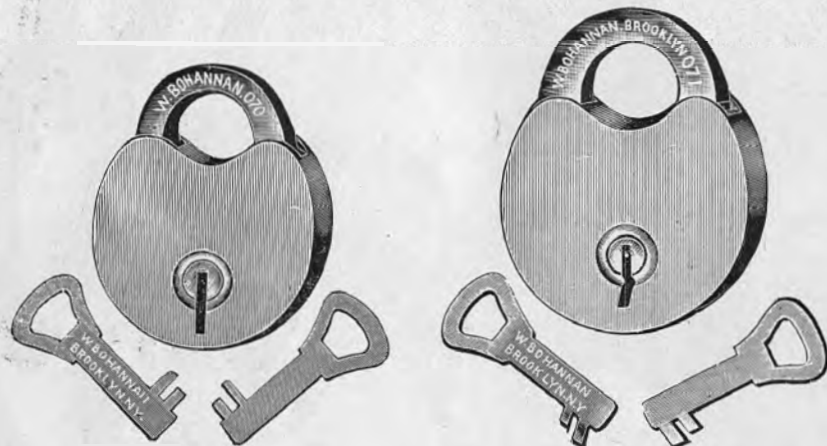
No. 95.

Six dozen changes.

CAST BRONZE METAL SPRING PADLOCKS.

No.	SIZE.	Per Doz. 1 Kd.	Per Doz. 2 Kd.	DESCRIPTION.
95	3 inch	24.00	\$26.00	Heavy 3-Tumbler Lock, spring cover and chain.

Approximate weight per doz., 22½ lbs.



No. 070.
One dozen changes.

No. 071.
One dozen changes.

CAST BRONZE METAL SPRING PADLOCKS.

No.	SIZE.	Per Doz. 1 Kd.	Per Doz. 2 Kd.	DESCRIPTION.
070	1 1/4 inch	\$4.50	\$5.50	Secure Flat Steel Key Lock.
070A	1 1/2 "	5.50	6.50	" " " " " 12-in. chain and ring.
071	1 1/4 "	5.00	6.00	" " " " " " "

Above locks are packed one dozen in a box.
Approximate weight per doz.:
No. 070, 13 1/2 ozs.; No. 070A, 22 1/2 ozs.; No. 071, 17 ozs.



One dozen changes. No. 071A.

CAST BRONZE METAL SPRING PADLOCKS.

No.	SIZE.	Per Doz. 1 Kd.	Per Doz. 2 Kd.	DESCRIPTION.
071A	1 1/4 inch	\$6.00	\$7.00	Secure Flat Steel Key Lock, 12-inch chain and ring.

Above locks are packed one dozen in a box.
Approximate weight per doz., 1 1/4 lbs.



Twelve dozen changes.

No. 072A.

CAST BRONZE METAL SPRING PADLOCKS.

No.	SIZE.	Per Doz. 1 Kd.	Per Doz. 2 Kd.	DESCRIPTION.
072	1½ inch	\$7.50	\$8.50	Flat Steel Key Lock, 3 tumblers.
072A	1½ "	8.75	9.75	" " " " 3 tumblers with chain.

Above locks are packed one dozen in a box.
Approximate weight per doz.:
Without chain, 2¼ lbs.; with chain, 3¼ lbs.



Twelve dozen changes.

No. 073.

CAST BRONZE METAL SPRING PADLOCKS.

No.	SIZE.	Per Doz. 1 Kd.	Per Doz. 2 Kd.	DESCRIPTION.
073	1¾ inch	\$8.50	\$9.75	Flat Steel Key Lock, 3 tumblers.
073A	1¾ inch	9.75	11.00	" " " " 3 tumblers with chain.

Above locks are packed half dozen in a box.
Approximate weight per doz.:
Without chain, 3¾ lbs.; with chain, 5 lbs.



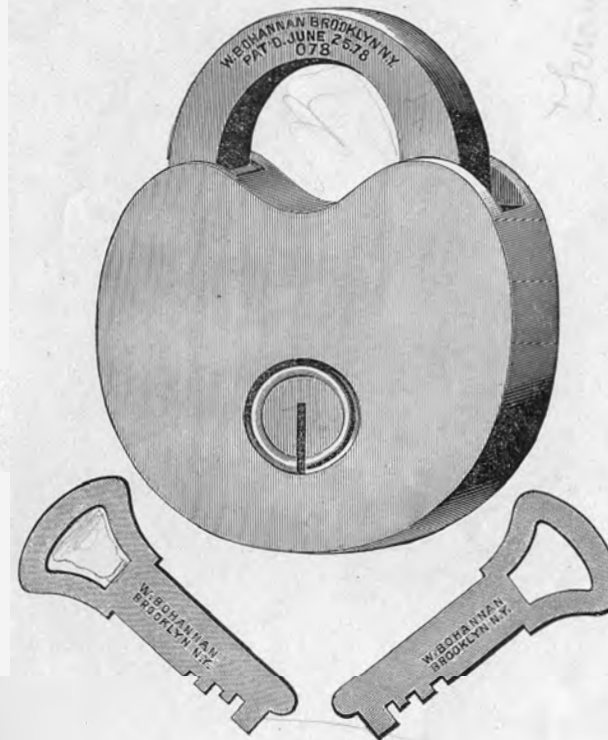
Twelve dozen changes.

No. 075.

CAST BRONZE METAL SPRING PADLOCKS.

No.	SIZE.	Per Doz. 1 Kd.	Per Doz. 2 Kd.	DESCRIPTION.
074	2 inch	\$9.50	\$10.75	Flat Steel Key Lock, 3 tumblers.
075	2 "	10.75	12.00	" " " " 3 tumblers with chain.

Above locks are packed half dozen in a box.
Approximate weight per doz.:
Without chain, $4\frac{1}{2}$ lbs.; with chain, $5\frac{3}{4}$ lbs.



Twenty-four dozen changes.

No. 078


CAST BRONZE METAL SPRING PADLOCKS.

No.	SIZE.	Per Doz. 1 Kd.	Per Doz. 2 Kd.	DESCRIPTION.
078	2 $\frac{1}{4}$ inch	\$10.50	\$11.75	Flat Steel Key Lock, 3 tumblers.
079	2 $\frac{3}{4}$ "	11.75	13.00	" " " " 3 tumblers with chain.

Above locks are packed half dozen in a box.

Approximate weight per doz.:

Without chain, 6 lbs.; with chain, $8\frac{1}{4}$ lbs.



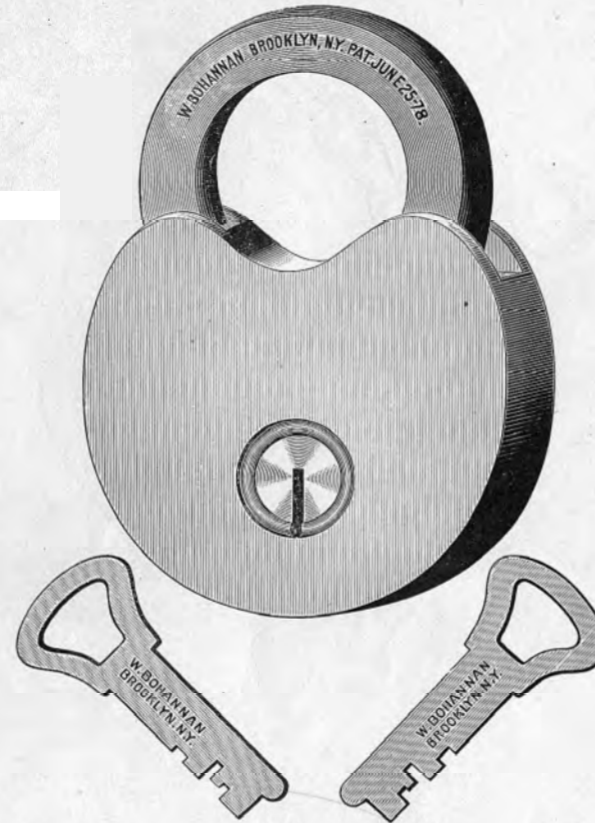
Twelve dozen changes.

No. 500.

CAST BRONZE METAL SPRING PADLOCKS.

No.	SIZE.	Per Doz. 1 Kd.	Per Doz. 2 Kd.	DESCRIPTION.
500	1¾ inch	\$9.00	\$10.25	New Flat Steel Key Lock, 3 tumblers.

Above locks are packed half dozen in a box.
Approximate weight per doz., 4 lbs.




Twenty-four dozen changes. No. 078.—Special Hasp.

CAST BRONZE METAL SPRING PADLOCKS.

No.	SIZE.	Per Doz. 1 Kd.	Per Doz. 2 Kd.	DESCRIPTION.
078	2¼ inch	\$11.50	\$12.75	Flat Steel Key Lock, 3 tumblers, large hasp

Above locks are packed half dozen in a box.
Approximate weight per doz., 7 lbs.



No. 503.


No. 504.

Eight dozen changes.

CAST BRONZE METAL SPRING PADLOCKS.

No.	SIZE.	Per Doz. 1 Kd.	Per Doz. 2 Kd.	DESCRIPTION.
503	1 1/4 inch	\$5.50	\$6.50	New Tumbler Lock.
504	1 1/4 inch	6.50	7.50	" " " 12-inch chain and ring.

Above locks are packed one dozen in a box.
 Approximate weight per doz.:
 Without chain, 1 1/4 lbs.; with chain, 1 3/4 lbs.



No. 509.

Twelve dozen changes.

CAST BRONZE METAL SPRING PADLOCKS.

No.	SIZE.	Per Doz. 1 Kd.	Per Doz. 2 Kd.	DESCRIPTION.
509	1 3/4 inch	\$8.00	\$9.00	New Tumbler Lock, spring cover.
510	1 3/4 "	9.25	10.25	" " " " and chain.

Above locks are packed one dozen in a box.
 Approximate weight per doz.:
 Without chain, 3 1/2 lbs.; with chain, 4 1/4 lbs.



Twelve dozen changes. No. 512.

CAST BRONZE METAL SPRING PADLOCKS.

No.	SIZE.	Per Doz. 1 Kd.	Per Doz. 2 Kd.	DESCRIPTION.
511	2 inch	\$9.25	\$10.50	New Tumbler Lock, spring cover.
512	2 "	10.50	11.75	" " " " " and chain.

Above locks are packed half dozen in a box.
 Approximate weight per doz.:
 Without chain, 5¼ lbs.; with chain, 6½ lbs.



Twenty-four dozen changes. No. 513.

CAST BRONZE METAL SPRING PADLOCKS.

No.	SIZE.	Per Doz. 1 Kd.	Per Doz. 2 Kd.	DESCRIPTION.
513	2¼ inch	\$10.00	\$11.25	New Tumbler Lock, spring cover.
514	2¼ "	11.25	12.50	" " " " " and chain.

Above locks are packed half dozen in a box.
 Approximate weight per doz.:
 Without chain, 6¼ lbs.; with chain, 8¼ lbs.

NEW PADLOCK.



Eight dozen changes.


No. 305.

CAST BRONZE METAL SPRING PADLOCKS.

No.	SIZE.	Per Doz. 1 Kd.	Per Doz. 2 Kd.	DESCRIPTION.
305	1½ inch	\$5.75	\$6.75	New Improved Tumbler Lock.
306	1½ " "	6.75	7.75	Spring Padlock, tumbler, with chain.

Above locks are packed one dozen in a box.
Approximate weight per doz.:
Without chain, 2 lbs.; with chain, 2¾ lbs.

NEW PADLOCK.



Eight dozen changes.


No. 300.

CAST BRONZE METAL SPRING PADLOCKS.

No.	SIZE.	Per Doz. 1 Kd.	Per Doz. 2 Kd.	DESCRIPTION.
300	2 inch	\$7.00	\$8.00	New Improved Tumbler Lock.
300A	2 " "	8.25	9.25	Spring Padlock, tumbler with chain.

Above locks are packed half dozen in a box.
Approximate weight per doz.:
Without chain, 4 lbs.; with chain, 4¾ lbs.

NEW PADLOCK.



Twenty-four dozen changes. No. 311.

CAST BRONZE METAL SPRING PADLOCKS.

No.	SIZE.	Per Doz. 1 Kd.	Per Doz. 2 Kd.	DESCRIPTION.
310	2¼ inch	\$8.00	\$9.25	New Tumbler Lock.
311	2¼ "	9.25	10.50	" " " with chain.

Above locks are packed half dozen in a box.
Approximate weight per doz.:
Without chain, 5½ lbs.; with chain, 6½ lbs.



Twenty-four dozen changes. No. 113.—R. R. Lock.

CAST BRONZE METAL SPRING PADLOCKS.

No.	SIZE.	Per Doz. 1 Kd.	Per Doz. 2 Kd.	DESCRIPTION.
113	2½ inch	\$10.50	\$11.75	New Tumbler Lock, spring cover and chain.

These locks can be made with retaining key attachment.
Above locks are packed half dozen in a box.
Approximate weight per doz., 8 lbs.




Forty dozen changes. No. 88.—R. R. Lock.

CAST BRONZE METAL SPRING PADLOCKS.

No.	SIZE.	Per Doz.	Per Doz.	DESCRIPTION.
88 Rough	2½ inch	\$14.50	\$16.00	Extra Heavy Tumbler Lock, spring cover.
88 Finished	2½ inch	15.00	16.50	Finished Extra Heavy Tumbler Lock, and chain, spring cover.

For R. R. cars and switches.
Approximate weight per doz., 13½ lbs.



Forty dozen changes. No. 115.—R. R. Lock.

CAST BRONZE METAL SPRING PADLOCKS.

No.	SIZE.	Per Doz. 1 Kd.	Per Doz. 2 Kd.	DESCRIPTION.
115	2½ inch	\$13.50	\$15.00	Heavy Tumbler Lock, spring cover and chain for R. R. cars and switches.

Can be master-keyed in two sets of 60 locks each.
Above locks can be made to suit any key furnished.
Keys drilled through for R. R. locks.
Approximate weight per doz., 12 lbs.



Forty dozen changes. No. 119.—R. R. Lock.

CAST BRONZE METAL SPRING PADLOCKS.

No.	SIZE.	Per Doz. 1 Rd.	Per Doz. 2 Rd.	DESCRIPTION.
119	2½ inch	\$14.00	\$15.50	Heavy Tumbler Lock, spring cover and chain for R. R. cars and switches.

Can be master-keyed in two sets of 60 locks each.
Above locks can be made to suit any key furnished.
Keys drilled through for R. R. locks.
Approximate weight per doz., 11 lbs.



No. 117—Stop.

R. R. Lock

RETAINING KEY LOCK.

This lock is made same as the regular No. 115 Lock, with an improved patent attachment put in, which prevents the key from being taken out until the shackle is closed. This attachment adds but a slight cost to the price of regular No. 115 Lock.




No. 119—Stop.

R. R. Lock.

RETAINING KEY LOCK.

This lock is made same as the regular No. 119 Lock, with an improved patent attachment put in, which prevents the key from being taken out until the shackle is closed. This attachment adds but a slight cost to the price of regular No. 119 Lock.



Twenty dozen changes. No. 116.—R. R. Lock.

METAL SPRING PADLOCKS.

No.	SIZE.	Per Doz. 1 Kd.	Per Doz. 2 Kd.	DESCRIPTION.
116	2½ inch	\$10.25	\$11.75	Heavy Tumbler Lock, spring cover and chain, malleable iron case, galvanized.

The above locks are for R. R. cars and switches, and can be made to suit any key furnished.

Keys drilled through for R. R. locks.
Approximate weight per doz., 10¼ lbs.



Two dozen changes.

No. 301.

Bronze
MALLEABLE IRON SPRING PADLOCKS.

No.	SIZE.	Per Doz.		DESCRIPTION.
		1 Kd.	2 Kd.	
301	2 inch	\$7.00	\$8.00	New 2-Tumbler Lock.
301A	2 "	8.25	9.25	" " " with chain.

Above locks are packed half dozen in a box.
 Approximate weight per doz.:
 Without chain, 4 lbs.; with chain, 4¾ lbs.



Twelve dozen changes.

No. 520.

CAST BRONZE METAL SPRING PADLOCKS.

No.	SIZE.	Per Doz.		DESCRIPTION.
		1 Kd.	2 Kd.	
519	1½ inch	\$8.00	\$9.00	New Improved Flat Steel Key Lock, 3 tumblers.
520	1½ inch	9.00	10.00	New Improved Flat Steel Key Lock, 3 tumblers, with chain.

Above locks are packed one dozen in a box.
 Approximate weight per doz.:
 Without chain, 2¾ lbs.; with chain, 3¾ lbs.



Twelve dozen changes.

No. 521.

CAST BRONZE METAL SPRING PADLOCKS.

No.	SIZE.	Per Doz. 1 Kd.	Per Doz. 2 Kd.	DESCRIPTION.
521	1¾ inch	\$8.50	\$9.75	New Improved Flat Steel Key Lock, 3 tumblers.
522	1¾ inch	9.75	11.00	New Improved Flat Steel Key Lock, 3 tumblers, with chain.

Above locks are packed half dozen in a box.
Approximate weight per doz.:
Without chain, 3¾ lbs.; with chain, 4¾ lbs.



Twelve dozen changes.

No. 524.

CAST BRONZE METAL SPRING PADLOCKS.

No.	SIZE.	Per Doz. 1 Kd.	Per Doz. 2 Kd.	DESCRIPTION.
523	2 inch	\$9.50	\$10.75	New Improved Flat Steel Key Lock, 3 tumblers.
524	2 inch	10.75	12.00	New Improved Flat Steel Key Lock, 3 tumblers.

Above locks are packed half dozen in a box.
Approximate weight per doz.:
Without chain, 4½ lbs.; with chain, 5¾ lbs.



Twenty-four dozen changes. No. 525.

CAST BRONZE METAL SPRING PADLOCKS.

No.	SIZE.	Per Doz. 1 Kd.	Per Doz. 2 Kd.	DESCRIPTION.
525	2¼ inch	\$10.50	\$11.75	New Improved Flat Steel Key Lock, 3 tumblers.
526	2¼ " "	11.75	13.00	New Improved Flat Steel Key Lock, 3 tumblers, with chain.

Above locks are packed half dozen in a box.
Approximate weight per doz.:
Without chain, 6 lbs.; with chain, 8 lbs.



Twenty-four dozen changes. No. 527.

CAST BRONZE METAL SPRING PADLOCKS.

No.	SIZE.	Per Doz. 1 Kd.	Per Doz. 2 Kd.	DESCRIPTION.
527	2¼ inch	\$11.50	\$12.75	New Improved Flat Steel Key Lock, 3 tumblers, large hasp.
528	2¼ inch	12.75	14.00	New Improved Flat Steel Key Lock, 3 tumblers, with chain, large hasp.

Above locks are packed half dozen in a box.
Approximate weight per doz.:
Without chain, 6½ lbs.; with chain, 8¾ lbs.

NEW PADLOCKS.

TWO SIZES, 1¾ INCH AND 2 INCHES.



Twelve dozen changes.

No. 550.

CAST BRONZE METAL SPRING PADLOCKS.


No.	SIZE.	Per Doz. 1 Kd.	Per Doz. 2 Kd.	DESCRIPTION.
450	1¾ inch	\$7.75	\$9.00	New Improved Flat Steel Key Lock, 3 tumblers.
550	2 "	8.50	9.75	Same style as 450.

Above locks are packed half dozen in a box.

Approximate weight per doz.:

No. 450, 3¼ lbs.; No. 550, 4 lbs.

TWO SIZES, 1¾ INCH AND 2 INCHES.



Twelve dozen changes.

No. 551.

MALLEABLE IRON SPRING PADLOCKS.

No.	SIZE.	Per Doz. 1 Kd.	Per Doz. 2 Kd.	DESCRIPTION.
451	1¾ inch	\$6.00	\$7.25	New Lock, 3 tumblers, malleable iron case, japanned, brass works inside, brass shackles.
551	2 "	7.00	8.25	Same style as 451.

Above locks are packed half dozen in a box.

Approximate weight per doz.:

No. 451, 3¼ lbs.; No. 551, 4 lbs.

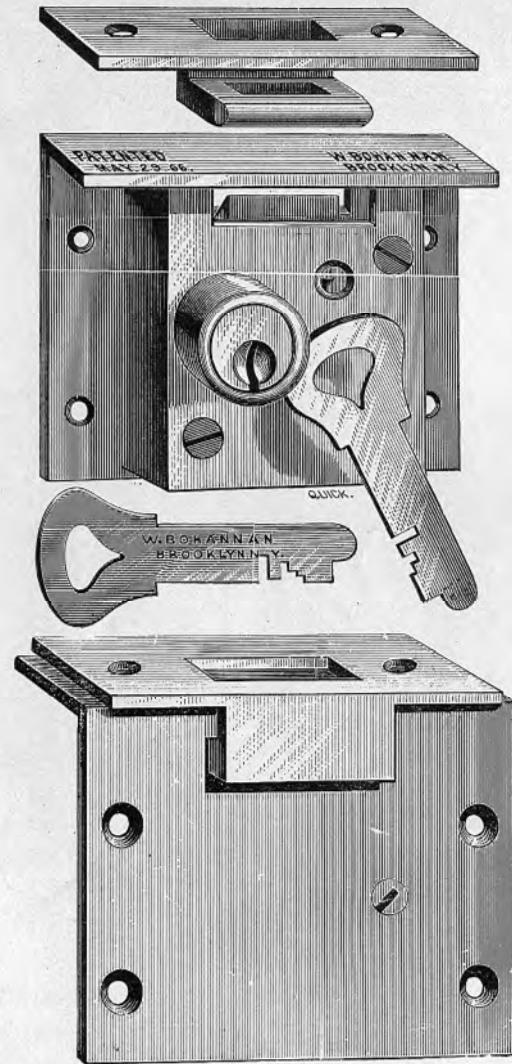


Twenty-four dozen changes. No. 531.

MALLEABLE IRON SPRING PADLOCKS.

No.	SIZE.	Per Doz. 1 Kd.	Per Doz. 2 Kd.	DESCRIPTION.
530	2¼ inch	\$7.00	\$8.25	New Improved Flat Steel Key Lock, 3 tumblers, malleable iron case, japanned, brass works inside.
531	2¼ "	8.00	9.25	New Improved Flat Steel Key Lock, 3 tumblers, with chain, malleable iron case, japanned, brass works inside.

Above locks are packed half dozen in a box.
Approximate weight per doz.:
Without chain, 5 lbs.; with chain, 6¼ lbs.




No. 192.—Back.

CAST BRONZE METAL DRAWER LOCKS.

No.	SIZE.	Per Doz.	DESCRIPTION.
192	2¼ inch	\$14.00 2.00	Self-Locking Cash Drawer and Cupboard Lock, with patent catch, 3 brass tumblers and 2 flat steel keys. Extra keys.

Above locks are packed quarter dozen in a box.
Approximate weight per doz., 4½ lbs.




No. 181.

CAST BRONZE METAL DRAWER LOCKS.

No.	SIZE.	Per Doz.	DESCRIPTION.
181	2 $\frac{7}{8}$ inch	\$17.00	New Improved Combination Drawer and Cupboard Lock, nickel plated knob and dial plate; beautifully finished; capable of making 500 or more changes; combination can be changed without taking the lock off drawer or cupboard.

Packed one complete in a box.
Approximate weight per doz., 6 lbs.




No. 185.

CAST BRONZE METAL DRAWER LOCKS.

No.	SIZE.	Per Doz.	DESCRIPTION.
185	2 $\frac{7}{8}$ inch	\$18.00	Extra Heavy Self-Locking Combination Drawer or Cupboard Lock, with patent catch to screw to the counter and entering the lock in the back, acting as a stop to the drawer in pushing it in and holding the drawer up to the counter, making it impossible to get to the bolt and push it back; capable of 500 or more changes; nickel plated knob and dial plate.

Packed one complete in a box.
Approximate weight per doz., 6 $\frac{3}{4}$ lbs.




No. 189.

CAST BRONZE METAL CHEST LOCKS.

No.	SIZE.	Per Doz.	DESCRIPTION.
189	3 inch	\$25.00	Patent Self-Locking Combination Chest Lock, nickel plated knob and dial plate; beautifully finished; capable of making 500 or more changes; combination can be changed without taking the lock off the chest.

Packed one complete in a box.
Approximate weight per doz., 9 lbs.

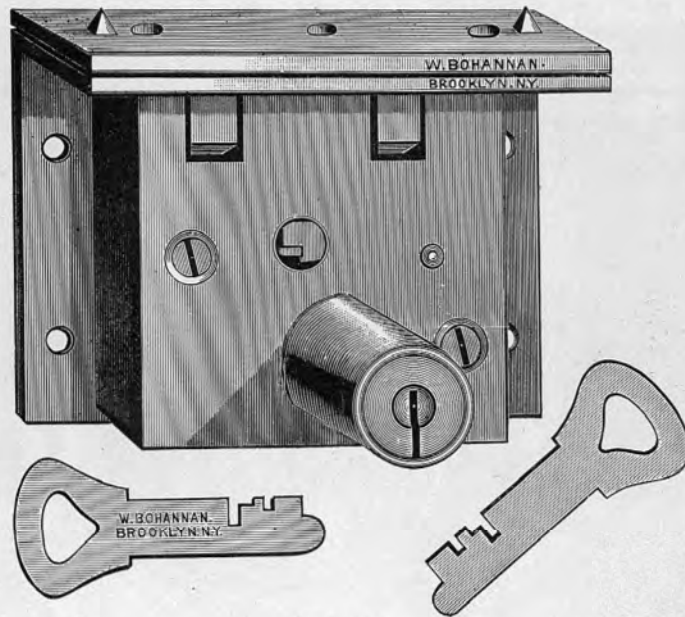


No. 187.

CAST BRONZE METAL CHEST LOCKS.

No.	SIZE.	Per Doz.	DESCRIPTION.
187	4 inch	\$32.00	Patent Self-Locking Combination Chest Lock; nickel plated knob and dial plate; beautifully finished; capable of making 500 or more changes; combination can be changed without taking the lock off the chest.

Packed one complete in a box.
Approximate weight per doz., 10¼ lbs.




No. 188.

CAST BRONZE METAL CHEST AND BOX LOCKS.

No.	SIZE.	Per Doz.	DESCRIPTION.
188	2¾ inch	\$18.00 2.00	New Tubular Self-Locking Chest Lock, 3 tumblers, 2 flat steel keys. Extra keys.

Packed one complete in a box.
Approximate weight per doz., 6 lbs.



No. 190.


CAST BRONZE METAL CHEST AND BOX LOCKS.

No.	SIZE.	Per Doz.	DESCRIPTION.
190	4 inch	\$25.00 2.00	New Tubular Self-Locking Chest Lock, 3 tumblers, 2 flat steel keys. Extra keys.

Packed one complete in a box.
Approximate weight per doz., 10¼ lbs.

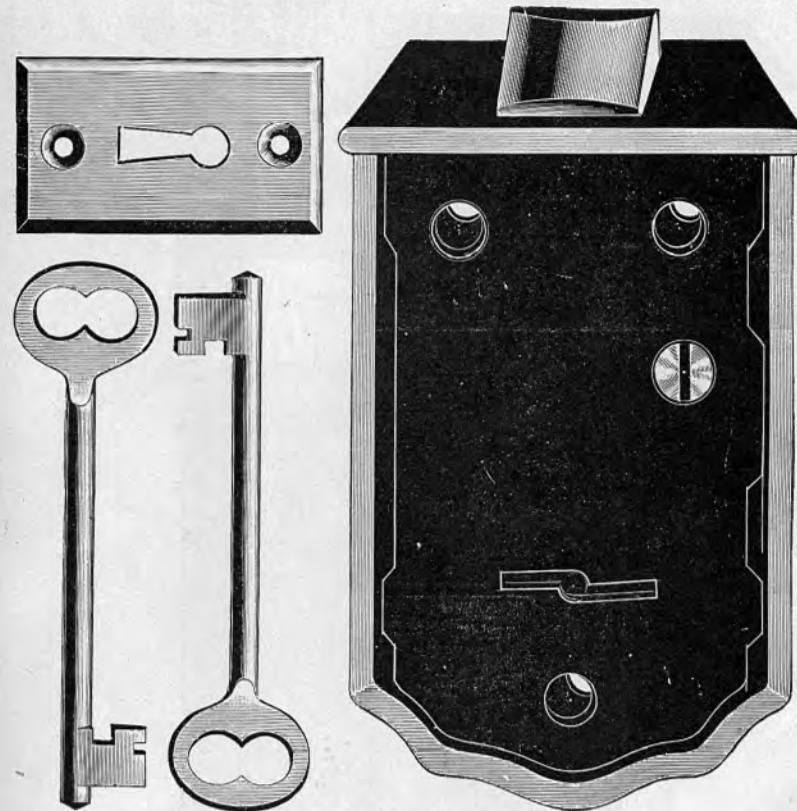
HORIZONTAL RIM NIGHT LATCH.

ADJUSTABLE TO RIGHT OR LEFT HAND DOORS FROM $1\frac{1}{4}$ TO $1\frac{3}{4}$ INCHES THICK.



No. 154.—Back.

Can be made especially for 2-inch doors.
Made reverse when ordered.



No. 154.—Front.

Distance from edge of door to centre of keyhole, $2\frac{3}{8}$ inches.

DESCRIPTION.

154	$2\frac{1}{2} \times 3\frac{3}{8}$ inch	\$6.75	Iron Bolt, brass drawback knob, nickel plated, which stops the latch by turning; 2 keys; nickel plated; bronze escutcheon.
		2.00	Extra keys.

Packed one complete in a box.
Approximate weight per doz., $10\frac{1}{2}$ lbs.

HORIZONTAL RIM NIGHT LATCH.

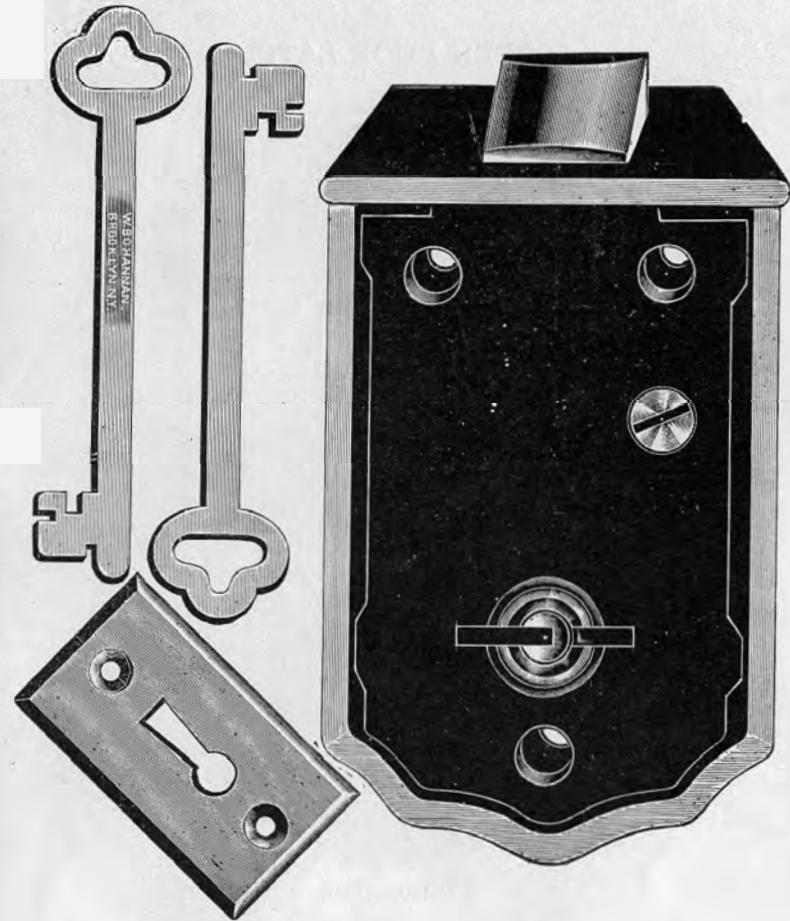
WITH FLAT STEEL KEYS.



No. 160.—Back.

ADJUSTABLE TO RIGHT AND LEFT HAND DOORS FROM 1¼ TO 1¾ INCHES THICK.

Made reverse when ordered.



No. 160.—Front.

Distance from edge of door to centre of keyhole, 2¾ inches.

No.	SIZE CASE.	Per Doz.	DESCRIPTION.
160	2½ x 3 ½ inch	\$6.75	New Improved Lock, iron bolt, brass drawback knob, nickel plated, which stops the latch by turning; 2 flat steel keys, bronze escutcheon. Extra keys.
		2.00	

Packed one complete in a box.
Approximate weight per doz., 10½ lbs.

SCREEN DOOR LATCH.



No. 169.—Back.


Distance from edge of door to centre of keyhole, $1\frac{1}{4}$ inches.

No.	SIZE CASE.	Per Doz.	DESCRIPTION.
169	$2\frac{1}{8} \times 2\frac{3}{8}$ inch	\$10.50	Small Lock, bronze bolt, brass drawback knob, nickel plated, which stops the latch by turning; 2 flat steel keys, bronze escutcheon.
		1.50	Extra keys.

Packed one complete in a box.

This lock made of all bronze metal costs \$10.50 net per doz.


Approximate weight per doz., $7\frac{1}{2}$ lbs.



No. 169.—Front.

Made reverse when ordered.


NEW HORIZONTAL RIM NIGHT LATCH.



No. 166.—Back.

ADJUSTABLE TO RIGHT OR LEFT HAND DOORS FROM 1 TO 1 7/8 INCHES THICK.

Can be made especially for 2-inch doors.
Made reverse when ordered.



No. 166.—Front.

Distance from edge of door to centre of keyhole, 2 1/8 inches.

No.	SIZE CASE.	Per Doz.	DESCRIPTION.
166	2 3/8 x 3 1/2 inch	\$8.00	Iron Bolt, drawback knob, nickel plated, which stops the latch by turning; 2 keys, bronze escutcheon.
		1.50	Extra keys.

Packed one complete in a box. Made reverse when ordered.
Approximate weight per doz., 9 3/4 lbs.

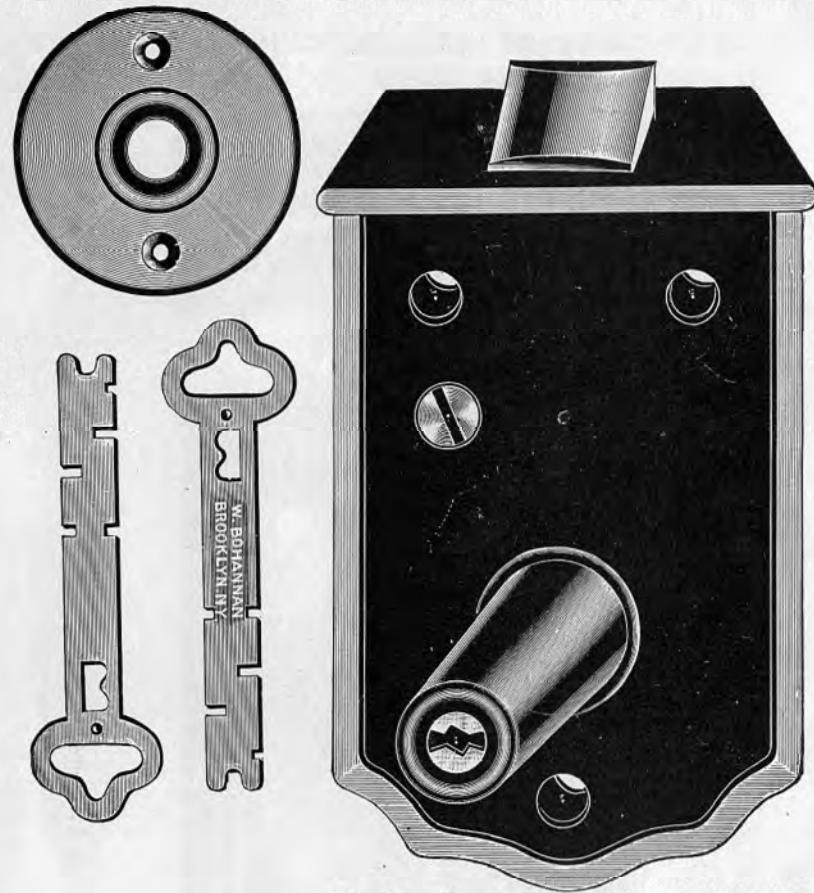
THE ONLY ORIGINAL NEW IMPROVED HORIZONTAL
RIM CYLINDER NIGHT LATCH.



No. 156.—Back.

ADJUSTABLE TO RIGHT OR LEFT HAND DOORS FROM $1\frac{1}{4}$ TO $1\frac{3}{4}$
INCHES THICK.

Can be made especially for 2-inch doors.
Made reverse when ordered.



No. 156.—Front.

Distance from edge of door to centre of keyhole, $2\frac{1}{8}$ inches.

No.	SIZE CASE.	Per Doz.	DESCRIPTION.
156	$2\frac{5}{8} \times 3\frac{3}{8}$ inch	\$10.00	Iron Bolt, brass drawback knob, nickel plated, which stops the latch by turning; 2 flat steel keys; bronze escutcheon.
158	$2\frac{5}{8} \times 3\frac{3}{8}$ inch	\$12.00	Bronze Bolt, brass drawback knob, nickel plated, which stops the latch by turning; 2 flat steel keys; bronze escutcheon.
		1.50	Extra keys.

Packed one complete in a box.
This lock made of all bronze metal costs \$12.00 net per doz.
Approximate weight per doz., 12 lbs.

**NEW HORIZONTAL RIM NIGHT LATCH.
WITH FLAT STEEL KEYS.**

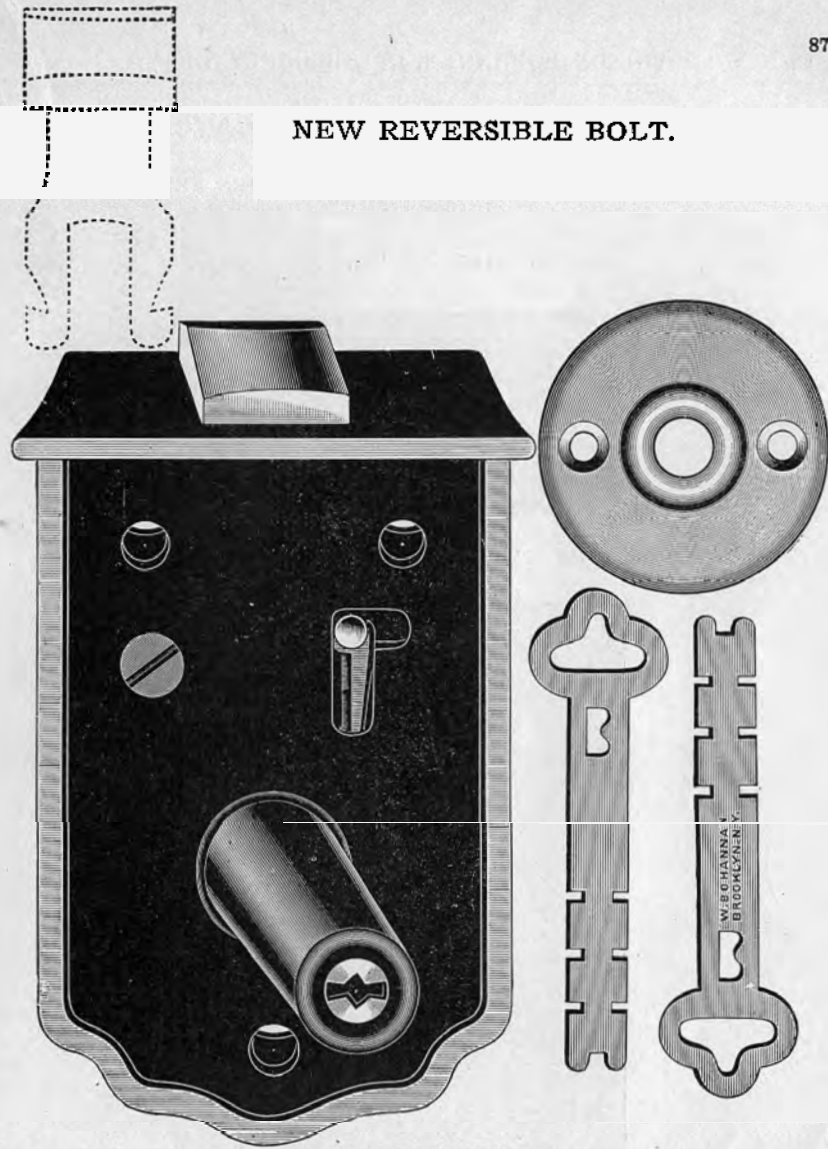


No. 157.—Back.

ADJUSTABLE TO RIGHT OR LEFT HAND DOORS FROM 1¼ TO 1¾ INCHES THICK.

Can be made especially for 2-inch doors.

NEW REVERSIBLE BOLT.



No. 157.—Front.

Distance from edge of door to centre of keyhole, 2¼ inches.


No.	SIZE CASE.	Per Doz.	DESCRIPTION.
157	2¾ x 3¾ inch	\$10.00	Iron Bolt, which is made reversible, drawback knob, nickel plated, which stops the latch by turning; 2 keys, bronze escutcheon.
		1.50	Extra keys.

Packed one complete in a box.
Approximate weight per doz., 13½ pounds.

HORIZONTAL RIM NIGHT LATCH.

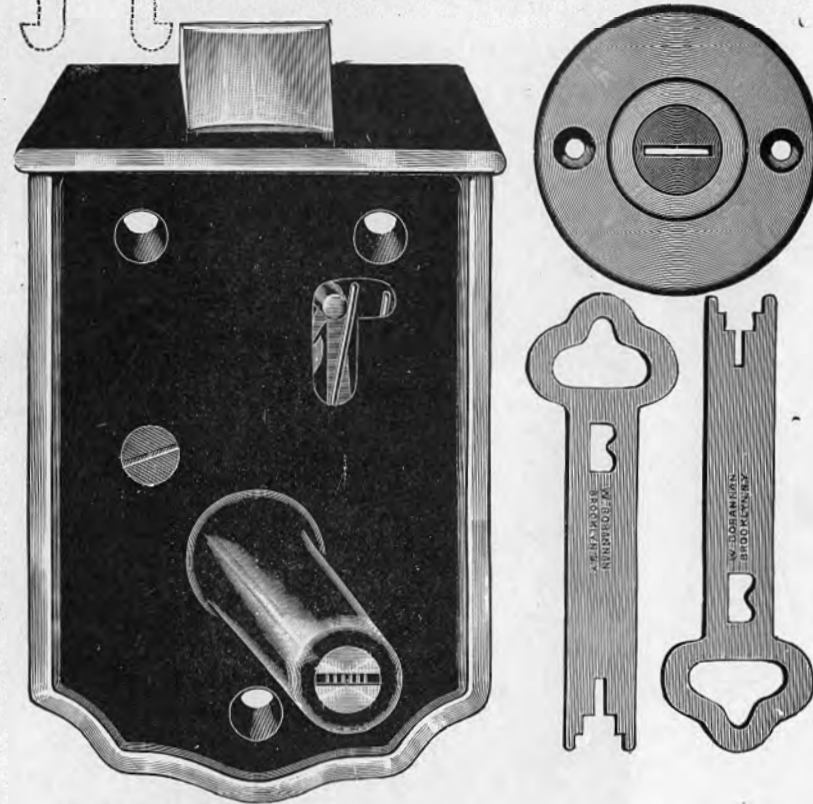
ADJUSTABLE TO RIGHT OR LEFT HAND DOORS FROM $1\frac{1}{4}$ TO $2\frac{1}{4}$ INCHES THICK.

Made so that key will enter both ways.



No. 250.—Back.

HORIZONTAL RIM NIGHT LATCH.




No. 250.—Front.

Distance from edge of door to centre of keyhole, $2\frac{1}{8}$ inches.

No.	SIZE CASE.	Per Doz.	DESCRIPTION.
250	$2\frac{1}{2}$ x $3\frac{5}{8}$ inch	\$13.00	Heavy Bronze Bolt, brass drawback knob, nickel plated, which stops the latch by turning; 4 brass tumblers, 2 flat steel keys, bronze escutcheon, with revolving key guide.
		2.00	Extra keys.


Packed one complete in a box.
Approximate weight per doz., $13\frac{1}{2}$ lbs.

PATENT HORIZONTAL RIM CYLINDER NIGHT LATCH.



No. 165.—Back.

Adjustable to right or left hand doors from 1¼ to 2¼ inches thick. Can be made so that key will enter both ways. Made reverse when ordered.



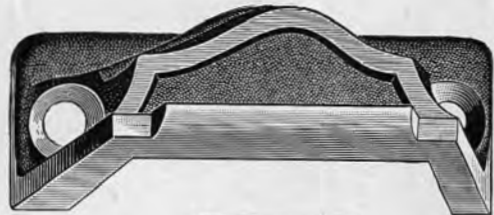
No. 165.—Front.

Distance from edge of door to centre of keyhole, 2⅓ inches.

No.	SIZE CASE.	Per Doz.	DESCRIPTION.
165	2⅝ x 3¾ inch	\$14.00	Heavy Bronze Bolt, brass drawback knob, nickel plated, which stops the latch by turning; 4 brass tumblers, 2 flat steel keys, bronze escutcheon, with revolving key guide.
		2.00	Extra keys

Packed one complete in a box. This lock made of all bronze metal costs \$14.00 net per doz. Approximate weight per doz., 13½ lbs.

BRONZE METAL PATENT HORIZONTAL RIM CYLINDER NIGHT LATCH.




W. BOHANNAN
PAT. 907,878
BROOKLYN-N.Y.



No. 265.—Back.

Adjustable to right or left hand doors from 1¼ to 2¼ inches thick. Can be made so that key will enter both ways. Made reverse when ordered.

NEW HORIZONTAL RIM BRONZE METAL NIGHT LATCH.



No. 265.—Front.

Distance from edge of door to centre of keyhole, 2¼ inches.

No.	SIZE CASE.	Per Doz.	DESCRIPTION.
265	2½ x 3¼ inch	\$18.00	All bronze metal latch, heavy bronze bolt, draw-back knob, which stops the latch by turning; 4 brass tumblers, 2 flat steel keys, bronze escutcheon, with revolving key guide.
		2.00	Keys fitted to above latch.

Packed one complete in a box. Approximate weight per doz., 14½ lbs.

PATENT HORIZONTAL RIM CYLINDER NIGHT LATCH.

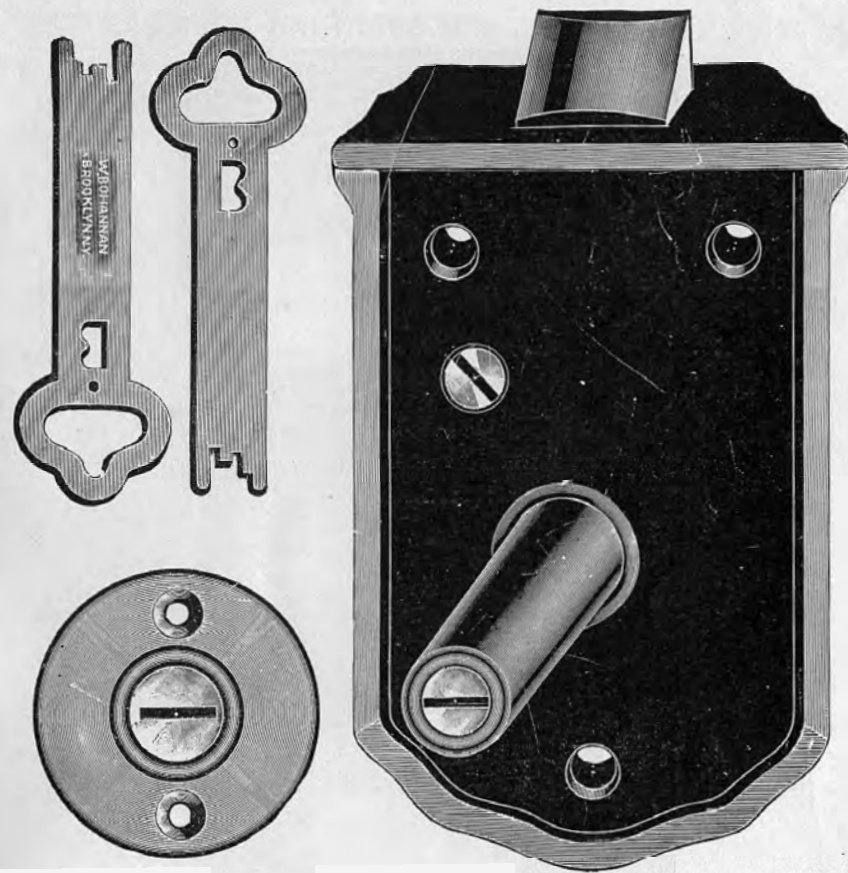


W. BOHANNAN
B'KLYN-N.Y.
PAT. OCT. 8, 1878



No. 161.—Back.

Adjustable to right or left hand doors from 1¼ to 2¼ inches thick, and can be made with long tube especially for 3-inch doors. Made with broad or narrow keys. Can be made so that key will enter lock either way. Made reverse when ordered.



No. 161.—Front.

Distance from edge of door to centre of keyhole, 2¼ inches.

No.	SIZE CASE.	Per Doz.	DESCRIPTION.
161	2¼ x 4 inch	\$16.00	Heavy Lock, extra heavy bronze bolt, brass draw-back knob, nickel plated, which stops the latch by turning; 4 brass tumblers, 2 flat steel keys; bronze escutcheon, with revolving key guide.
		2.00	Extra keys.

Packed one complete in a box.
This lock made of all bronze metal costs \$16.00 net per doz.
Approximate weight per doz., 14¾ lbs.

PATENT HORIZONTAL RIM CYLINDER NIGHT LATCH.



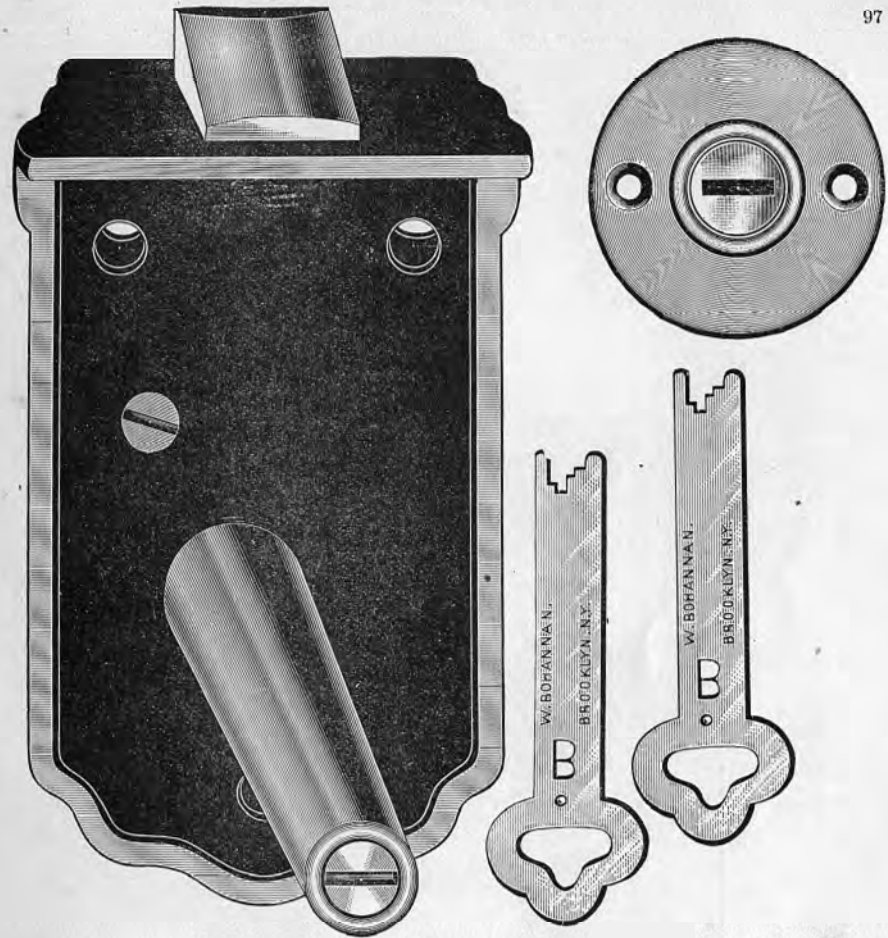
W. BOHANNAN
BROOKLYN, N. Y.
PAT. OCT. 8, 1878



No. 161.—Back.

Special Lock.

Suitable for doors from 2 to 3 inches thick. Same key as regular 161. Made reverse when ordered. Can be made so that key will enter either way.




No. 161.—Front.

Special Lock.

Adjustable for doors from 2 to 3 inches thick. Distance from edge of door to centre of keyhole, 2 1/4 inches.

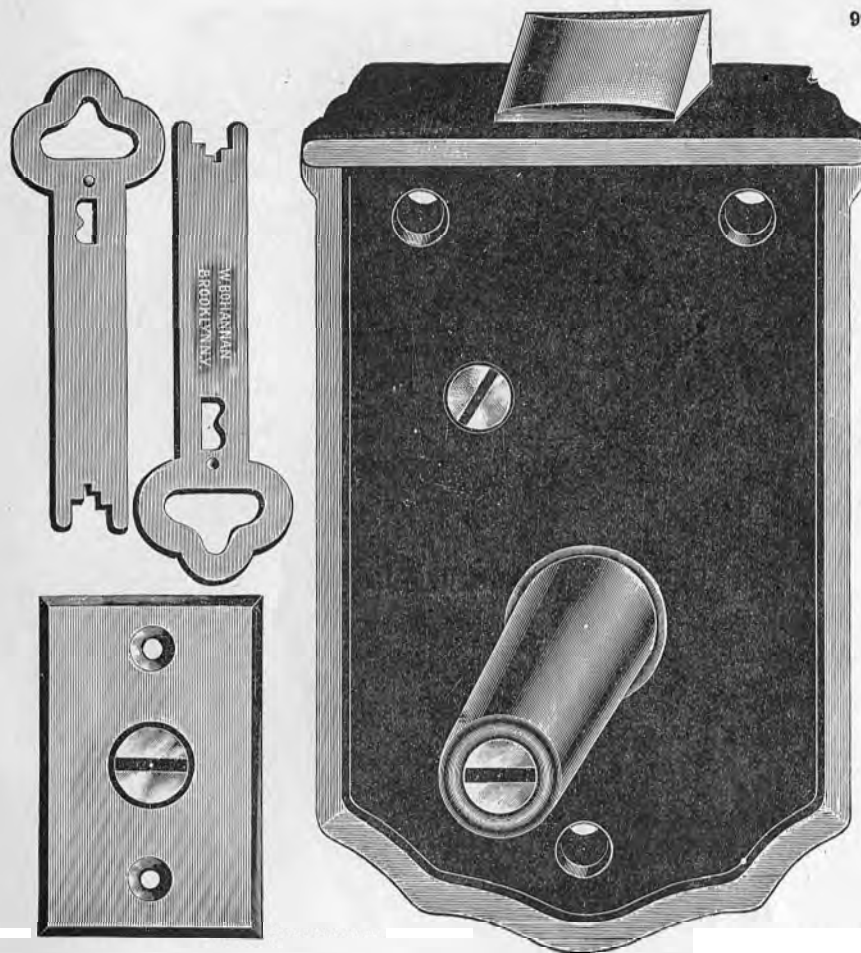
No.	SIZE CASE.	Per Doz.	DESCRIPTION.
161	2 3/4 x 4 inch	\$16.00	Heavy latch, extra heavy bronze bolt, brass drawback knob, nickel plated, which stops the latch by turning; 4 brass tumblers, 2 flat steel keys; bronze escutcheon, with revolving key guide.
		2.00	Keys fitted to above lock.

Packed one complete in a box. This latch made of all bronze metal costs \$16.00 net per doz. Approximate weight per doz., 15 1/2 lbs.



No. 151.—Back.

Adjustable to right or left hand doors from 1¼ to 2¼ inches thick, and can be made with long tube especially for 3-inch doors. Made with broad or narrow keys. Can be made so that key will enter either way. Made reverse when ordered.




No. 151.—Front.

Distance from edge of door to centre of keyhole, 2½ inches.

No.	SIZE CASE.	Per Doz.	DESCRIPTION.
151	3 x 4¼ inch	\$17.00	Heavy Lock, extra heavy bronze bolt, brass drawback knob, nickel plated, which stops the latch by turning; 4 brass tumblers, 2 flat steel keys, bronze escutcheon, with revolving key guide.
		2.00	Extra keys.

Packed one complete in a box.
 This lock made of all bronze metal costs \$17.00 net per doz.
 Approximate weight per doz., 13½ lbs.

PATENT HORIZONTAL RIM CYLINDER NIGHT LATCH.



W. BOHANNAN.
PAT. AUG. 6, 1867
& OCT. 8, 1878.

No. 210.—Back.

Adjustable to right or left hand doors from 1 1/4 to 2 1/4 inches thick.
Can be made so that key will enter either way. Made reverse when ordered.



No. 210.—Front.

Distance from edge of door to centre of keyhole, 2 1/2 inches.


No.	SIZE CASE.	Per Doz.	DESCRIPTION.
210	2 1/4 x 4 1/4 inch	\$20.00	Large Latch, extra heavy, bronze bolt, 2 brass knobs, nickel plated, one to work the latch bolt by turning, one to stop the latch bolt by turning; 4 brass tumblers, 2 flat steel keys, bronze escutcheon, with revolving key guide; for iron gates, etc.
		2.00	Extra keys.

Packed one complete in a box.
Approximate weight per doz., 15 1/2 lbs.

IMPROVED SAFETY LOCK.

The construction of this lock forms a complete prevention to cutting away the astragal or jamb of a door and pushing the bolt back with a pen-knife or other instrument. The catch enters an opening in the case of the lock with a corrugated flange, which closes up the opening and prevents any instrument being inserted to push the latch bolt back. It also locks double doors together, or the jamb and door together, thus preventing the nosing or catch being pried apart, so as to liberate the latch bolt from the nosing or catch.

Patented February 14, 1888.



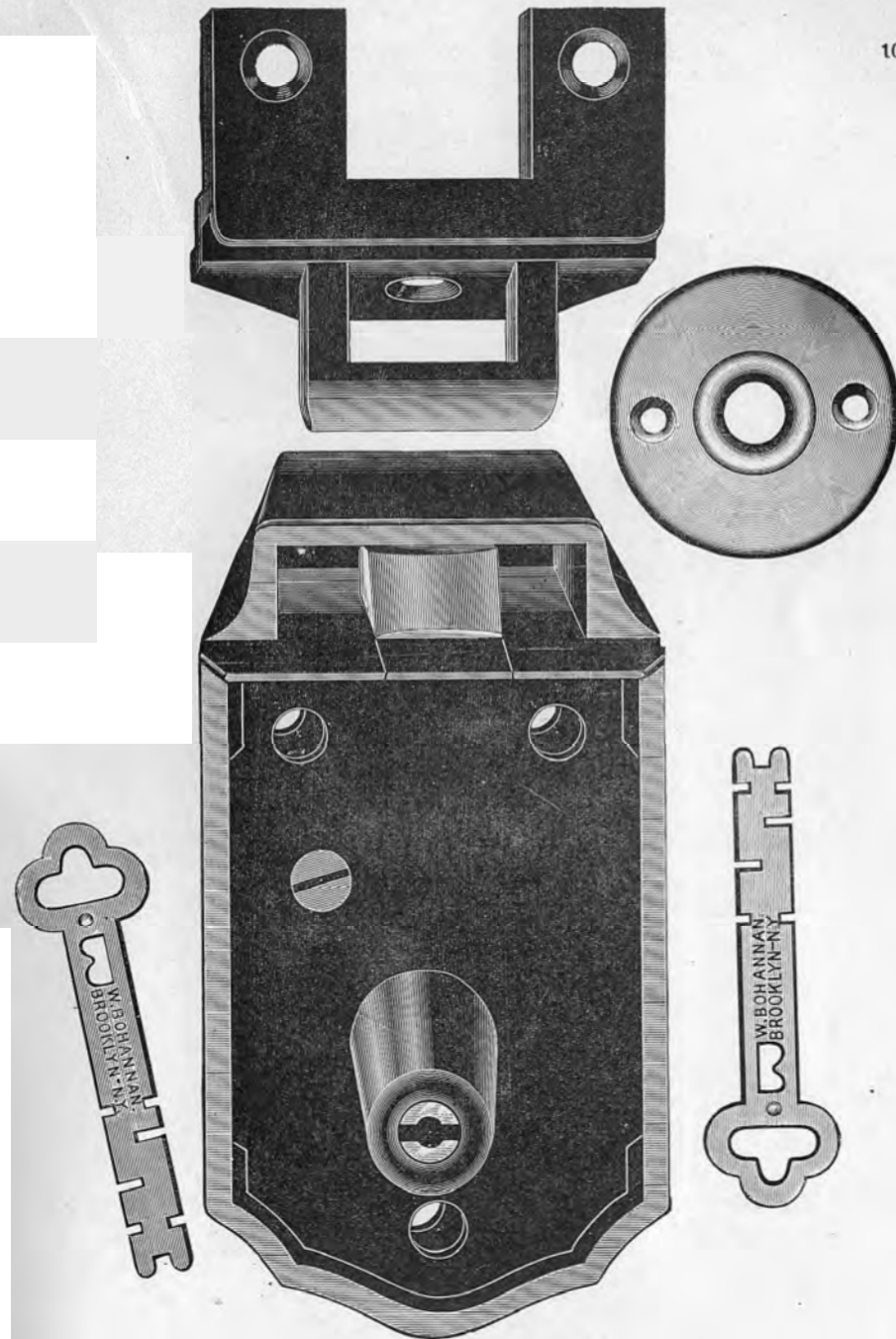
No. 211.—Back.

Plain Bevel Bolt.

For doors from 1¼ to 1¾ inches thick.
Distance from edge of door to centre of keyhole, 2½ inches.



No.	SIZE CASE.	Per Doz.	DESCRIPTION.
211	2½ x 3¾ inch	\$11.00	Improved Safety Lock, iron bolt, brass draw-back knob, nickel plated, which stops the latch by turning; 2 flat steel keys, bronze escutcheon.
		1.50	Extra keys.

Packed one complete in a box.
For reverse bevel, see pages 104 and 105.
Approximate weight per doz., 13½ lbs.





No. 211.—Front.

Plain Bevel Bolt.



No. 211.—Back.

Reverse Bevel.




No. 211.—Front.

Reverse Bevel.

IMPROVED SAFETY LOCK.

The construction of this lock forms a complete prevention to cutting away the astragal or jamb of a door and pushing the latch back with a pen-knife or other instrument. The catch enters an opening in the case of the lock with a corrugated flange, which closes up the opening and prevents any instrument being inserted to push the latch bolt back. It also locks double doors together, thus preventing the nosing or catch being pried apart so as to liberate the latch bolt from the nosing or latch.

Patented February 14, 1888.



No. 213.—Back.


Plain Bevel.

For doors from 1¼ to 2¼ inches thick.
Distance from edge of door to centre of keyhole, 2½ inches.

DESCRIPTION.



213	2½ x 3¼ inch	\$15.00	Improved Safety Lock, bronze bolt, brass drawback knob, nickel plated, which stops the latch by turning; 2 flat steel keys, bronze escutcheon, with revolving key guide.
		2.00	Extra keys

Packed one complete in a box.
For reverse bevel see pages 108 and 109.
Approximate weight per doz., 14¼ lbs.




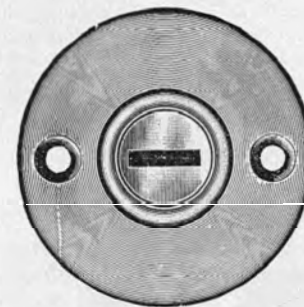
No. 213.—Front.

Plain Bevel Bolt.



No. 213.—Back.

Reverse Bevel.




No. 213.—Front.

Reverse Bevel.

IMPROVED SAFETY LOCK.

The construction of this lock forms a complete prevention to cutting away the astragal or jamb of a door and pushing the latch back with a pen-knife or other instrument. The catch enters an opening in the case of the lock with a corrugated flange, which closes up the opening and prevents any instrument being inserted to push the latch bolt back. It also locks double doors together, or the jamb and door together, thus preventing the nosing or catch being pried apart so as to liberate the latch bolt from the nosing or catch.

Patented February 14, 1888.




No. 209.

For doors from 1 1/4 to 2 1/4 inches thick.
Distance from edge of door to centre of keyhole, 2 1/8 inches.


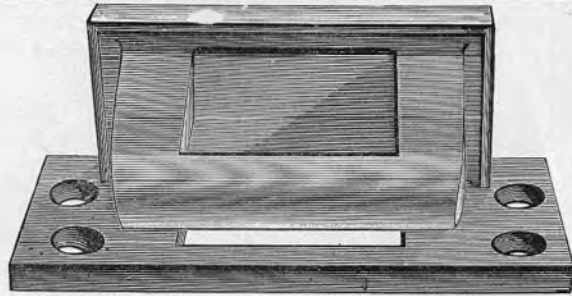
No.	SIZE CASE.	Per Doz.	DESCRIPTION.
209	2 3/4 x 4 inch	\$20.00	Improved Safety Lock, extra heavy bronze bolt, 2 brass knobs, nickel plated, one to work the latch bolt by turning, one to stop the latch bolt by turning; 4 brass tumblers, 2 flat steel keys, bronze escutcheon, with revolving key
		2.00	Extra keys.

Packed one complete in a box.
For reverse bevel see pages 112 and 113.
Approximate weight per doz., 18 1/4 lbs.




No. 209.—Front.

Plain Bevel.





No. 209.—Back.


Reverse Bevel.



No. 209.—Front.




Reverse Bevel.



No. 272.

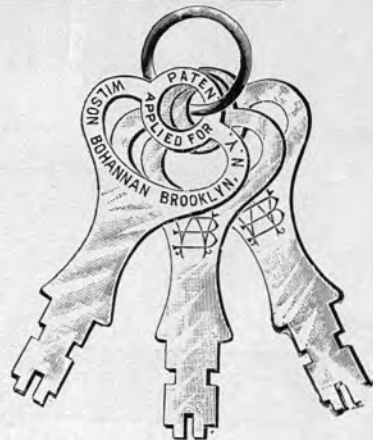


Distance from edge of door to center of keyhole, 2 1/8 inches. Approximate weight per doz., 18 1/2 lbs.

No.	SIZE CASE.	Per Dz.	DESCRIPTION.
272	2 3/4 x 3 3/4 inch	\$25.00	New Improved Safety Lock and Latch Combined, heavy bronze bolt, 2 bronze knobs, one to work the bolt by turning, one to stop bolt back only; 2 flat steel keys; bronze escutcheon, with revolving key guide; extra heavy nosing; striking plate with each lock. Can be used right or left hand; plain or reverse bevel, without alteration, has a patent lever attachment which makes it impossible to spring bolt back when door is closed.
		2.00	Extra keys.





No. 272.—Front.

Adjustable to doors from 1 1/8 to 2 1/4 inches thick.
Packed one complete in a box.



No. 350.—Back.

Adjustable to right or left hand doors from $\frac{7}{8}$ inch to $2\frac{1}{2}$ inches thick, REVERSIBLE BOLT. Key enters both ways.



No. 350.—Front.


REVERSIBLE BOLT.

Distance from edge of door to centre of keyhole, $2\frac{1}{4}$ inches.

No.	SIZE CASE.	Per Doz.	DESCRIPTION.
350	$3\frac{3}{4} \times 2\frac{5}{8}$ in.	\$23.00	Heavy Bronze Bolt, with double springs, stop and turn knob; 3 tumblers, 3 German silver keys.
		2.00	Extra keys.

Packed one complete in a box.
Approximate weight per doz., 17 lbs.

NEW IRON GATE AND RAILING LATCH.
ADJUSTABLE TO RIGHT OR LEFT HAND DOORS.




No. 252.

Distance from edge of door to centre of keyhole, 1½ inches.

No.	SIZE CASE.	Per Doz.	DESCRIPTION.
252	3½ x 3½ in.	\$20.00	Heavy Brass Bolt, brass knob, nickel plated, 4 tumblers, 2 keys.
		2.00	Extra keys.

Packed one complete in a box.
Approximate weight per doz., 17½ lbs.

REVERSIBLE BOLT.




No. 175.

Distance from edge of door to centre of keyhole, 2¼ inches. Thickness of case, ⅝ inch.

No.	SIZE CASE.	Per Dz.	DESCRIPTION.
175	2¼ x 3 inch Fore End, 1⅞ x 4¼ inch	\$20.00	Mortise Night Latch, polished bronze fore end, bronze bolt; bronze knob to draw latch bolt back; thumb piece on fore end to stop latch bolt in or out; 3 brass tumblers; 2 flat steel keys, which enter lock either way; bronze escutcheon; for right or left hand.
		2.00	Extra keys.

Above latch can be made to work with keys on both sides at an advance of \$2.00 per dz. on net price.
Approximate weight per doz., 14½ lbs.




No. 178.

RABBETED LATCH.

Distance from edge of door to centre of keyhole, 2 inches.
Thickness of case, $\frac{5}{8}$ inch.

No.	SIZE CASE.	Per Doz.	DESCRIPTION.
178	2 $\frac{1}{4}$ x 3 inch Fore End, 1 $\frac{1}{4}$ x 4 $\frac{1}{2}$ inch	\$24.00	Mortise Night Latch, polished bronze fore end, bronze bolt; bronze knob to draw latch bolt back; thumb piece on fore end to stop latch bolt in or out; 3 brass tumblers; 2 flat steel keys, which enter lock either way; bronze escutcheon; for right or left hand.
		2.00	Extra keys.

Packed one complete in a box.
Approximate weight per doz., 16 $\frac{1}{4}$ lbs.




NO. 173.

Distance from edge of door to centre of keyhole, 1 $\frac{1}{4}$ inches.

No.	SIZE CASE.		DESCRIPTION.
173	3 x 2 $\frac{1}{4}$ inch Fore End, 1 $\frac{1}{4}$ x 4 $\frac{1}{2}$ inch	\$25.00	Mortise Night Latch, polished bronze fore end, bronze bolt; bronze knob to draw latch bolt back; thumb piece on fore end to stop latch bolt in or out; 3 brass tumblers; 2 flat steel keys, which enter lock either way; bronze escutcheon; for right or left hand.
		2.00	Extra keys.


Thickness of case, $\frac{5}{8}$ inch.
Packed one complete in a box.
Approximate weight per doz., 15 lbs.



No. 177.

Distance from edge of door to center of keyhole, $2\frac{1}{4}$ inches. Thickness of case, $\frac{5}{8}$ inch.

No.	SIZE CASE.	Per Dz.	DESCRIPTION.
177	3 x $2\frac{1}{2}$ inch Fore End, 1 x $4\frac{1}{4}$ inch	\$25.00 2.00	New Improved Mortise Night Latch, with patent catch, making it absolutely secure; polished bronze fore end, bronze bolt; bronze knob to draw latch bolt back; thumb piece on fore end to stop latch bolt in or out; 3 brass tumblers; 2 flat steel keys, which enter lock either way; bronze escutcheon; for right or left hand. Extra keys.




No. 171.

Distance from edge of door to centre of keyhole, $2\frac{1}{4}$ inches. Thickness of case $\frac{3}{4}$ inch.

No.	SIZE CASE.	Per Dz.	DESCRIPTION.
171	$3\frac{1}{8}$ x $3\frac{3}{8}$ inch Fore End, $1\frac{1}{8}$ x $5\frac{1}{4}$ inch	\$28.00 2.00	Mortise Night Latch, polished bronze fore end, heavy bronze bolt; 2 bronze knobs, one to work the latch bolt by turning, one to stop latch bolt by turning; 4 tumblers; 2 flat steel keys, bronze escutcheon, with revolving key guide; for right or left hand. Extra keys.

SPECIAL CASINGS OR NOSINGS FOR NIGHT LATCHES.

MADE OF MALLEABLE IRON, JAPANED.




These Catches or Nosings to be used on narrow door jambs, and also where mouldings interfere with putting on the regular nosings.

These Catches furnished with Latches when wanted in place of regular nosings.

Approximate weight per doz.: Small, $1\frac{1}{2}$ lbs.; large, $1\frac{3}{4}$ lbs.

Separately, small size, per doz., net, \$0.36.
Separately, large size, per doz., net, \$0.60.

Packed one complete in a box.

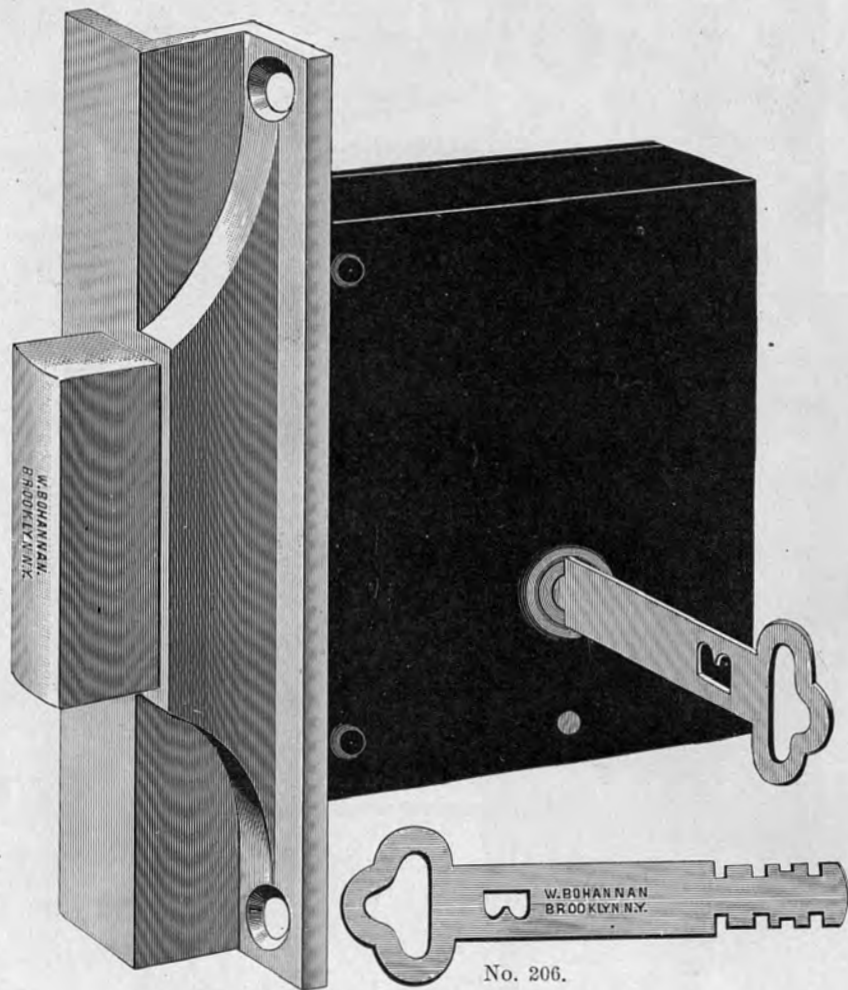


No. 205.

For doors from $1\frac{1}{2}$ to 3 inches thick.
Distance from edge of door to centre of keyhole, $1\frac{3}{4}$ inches.
Thickness of case, $\frac{5}{8}$ inch.

No.	SIZE CASE.	Per Doz.	DESCRIPTION.
205	$2\frac{1}{2} \times 3$ inch Fore End, $1\frac{1}{4} \times 5$ inch	\$38.00	Mortise Store Door Lock, polished bronze fore end, heavy bronze bolt; 4 tumblers; 2 flat steel keys, which enter the lock either way; 2 bronze escutcheons, with revolving key guide; for right or left hand.
		2.00	Extra keys.

Packed one complete in a box.
Approximate weight per doz., 18 lbs.




No. 206.

RABBETED MORTISE DEAD LOCK.

For doors from 1½ to 3 inches thick.
Distance from edge of door to centre of keyhole, 2 inches.
Thickness of case, ⅝ inch.

No.	SIZE CASE.	Per Doz.	DESCRIPTION.
206	2½ x 3 inch Fore End, 1½ x 5 inch	\$37.00 2.00	Mortise Store Door Dead Lock, polished bronze fore end, heavy bronze bolt; 4 tumblers; 2 flat steel keys, which enter lock either way; 2 bronze escutcheons, with revolving key guide. Extra keys.

Packed one complete in a box.
Approximate weight per doz., 19 lbs.




No. 225.

For doors from 1¼ to 3 inches thick.
Distance from edge of door to centre of keyhole, 1½ inches.

No.	SIZE CASE.	Per Doz.	DESCRIPTION.
225	2¼ x 2½ in. Fore End, ⅞ x 4 in.	\$20.00 2.00	Mortise Dead Lock, polished bronze fore end, heavy bronze bolt; 4 tumblers, 2 flat steel keys; 2 bronze escutcheons, with revolving key guide; for right or left hand. Extra keys.

Packed one complete in a box.
Approximate weight per doz., 10½ lbs.




No. 198.—Back.


Adjustable to right or left hand doors from 1½ to 3 inches thick.
Distance from edge of door to centre of keyhole, 1½ inches.

No.	SIZE CASE.	Per Doz.	DESCRIPTION.
198	3 7/8 x 2 5/8 in.	\$25.00	Upright Rim Cylinder Store Door Dead Lock, heavy bronze bolt; 7 tumblers; brass knob, nickel plated; 2 flat steel keys; bronze escutcheon, with revolving key guide.
		2.50	Extra keys.

Packed one complete in a box.
Approximate weight per doz., 21 lbs.



No. 198.—Front.




No. 199.—Back.


Adjustable to right or left hand doors from 2 to 3 inches thick.
Distance from edge of door to centre of keyhole, $1\frac{1}{2}$ inches.

No.	SIZE CASE.	Per Doz.	DESCRIPTION.
199	$2\frac{3}{4} \times 4\frac{1}{4}$ in.	\$30.00	Upright Rim Cylinder Store Door Dead Lock, heavy bronze bolt; 7 tumblers; brass knob, nickel plated; 2 flat steel keys; bronze escutcheon, with revolving key guide.
		2.50	Extra keys.

Packed one complete in a box.
Approximate weight per doz., $25\frac{1}{2}$ lbs.



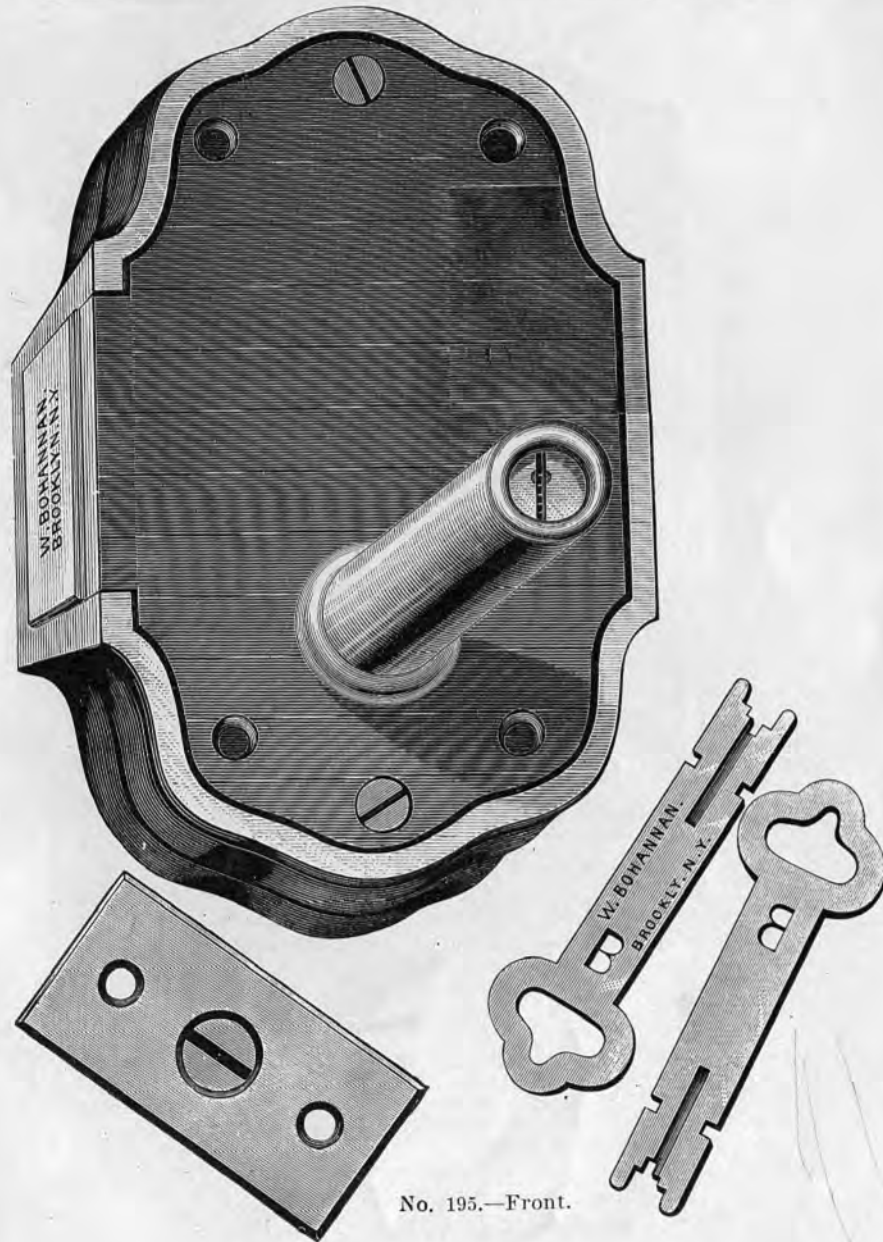
No. 199.—Front.




Adjustable to right or left hand doors from 2 to 3 inches thick.
Distance from edge of door to centre of keyhole, 1½ inches.

No.	SIZE CASE.	Per Doz.	DESCRIPTION.
195	3¼ x 4¼ in.	\$30.00	Upright Rim Cylinder Store Door Dead Lock, heavy bronze bolt; brass knob, nickel plated; 6 tumblers; 2 flat steel keys; bronze escutcheon, with revolving key guide.
		2.50	Extra keys.

Packed one complete in a box.
Approximate weight per doz., 31 lbs.



No. 195.—Front.




No. 197.—Back.


Adjustable to right or left hand doors from 1½ to 3 inches thick.
Distance from edge of door to centre of keyhole, 1½ inches.

No.	SIZE CASE.	Per Doz.	DESCRIPTION.
197	2½ x 3¼ in.	\$20.00	Upright Rim Cylinder Store Door Dead Lock, heavy bronze bolt; 7 tumblers; 2 flat steel keys; bronze escutcheon, with revolving key guide; no knob on back; suitable for cupboard or closet doors.
		2.50	Extra keys.

Packed one complete in a box.
Approximate weight per doz., 16¼ lbs.



No. 197.—Front.




No. 200.—Back.

Adjustable to right or left hand doors from $1\frac{1}{2}$ to 3 inches thick.
Distance from edge of door to centre of keyhole, $1\frac{1}{2}$ inches.

No.	SIZE CASE.	Per Doz.	DESCRIPTION.
200	$2\frac{3}{4}$ x $4\frac{1}{4}$ in.	\$30.00	Upright Rim Cylinder Store Door Dead Lock, heavy bronze bolt; 7 tumblers; 2 flat steel keys; bronze escutcheon, with revolving key guide, to be worked with keys from both sides of door.
		2.50	Extra keys.


Packed one complete in a box.
Approximate weight per doz., $25\frac{1}{2}$ lbs.



No. 200.—Front.

HORIZONTAL RIM CYLINDER DEAD LOCK.

Adjustable to right or left hand doors from 1 1/4 to 2 1/4 inches thick.




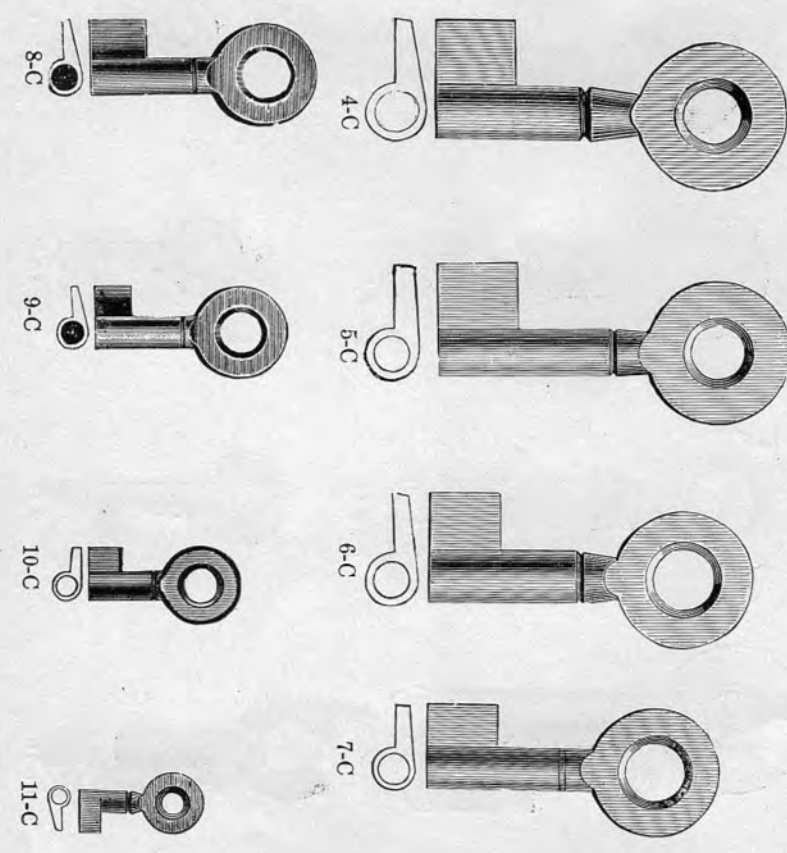
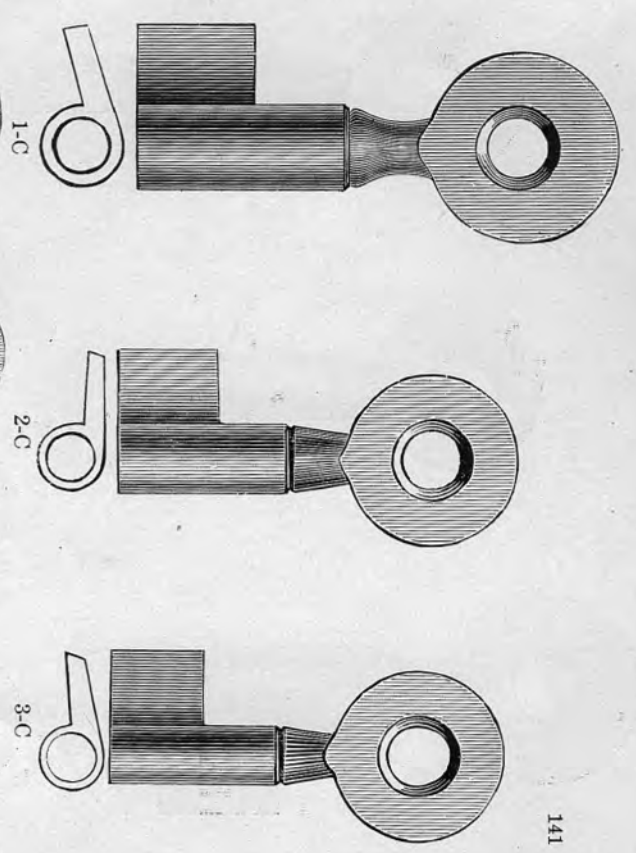
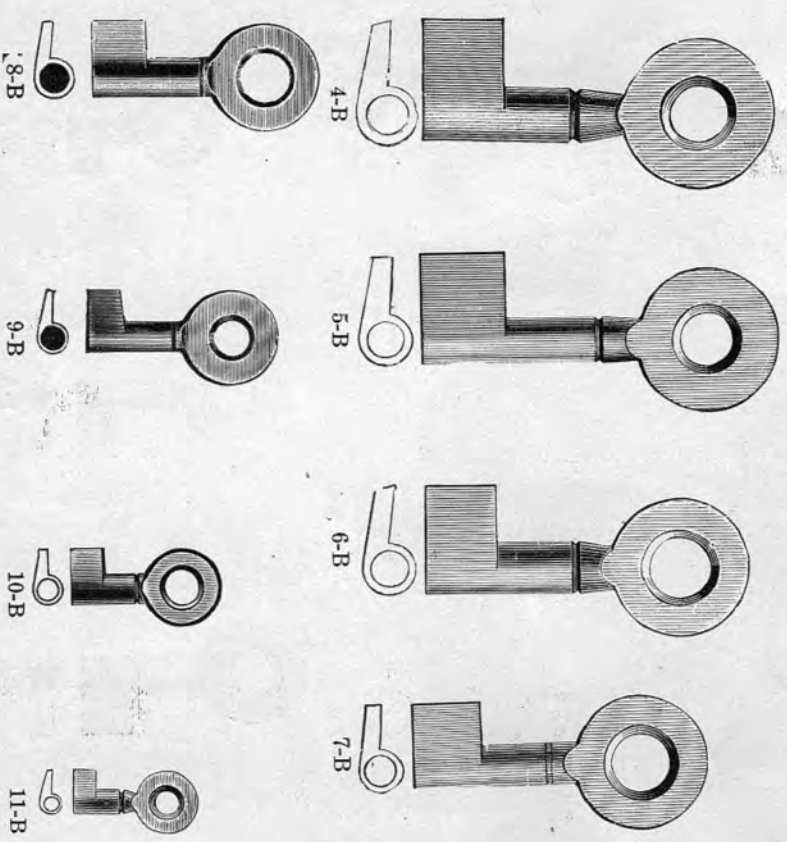
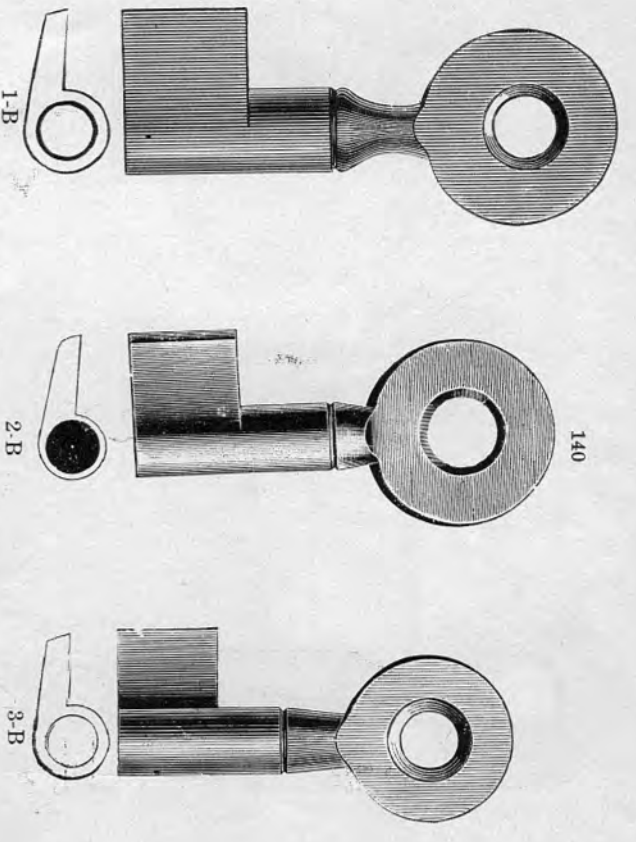
No. 262.

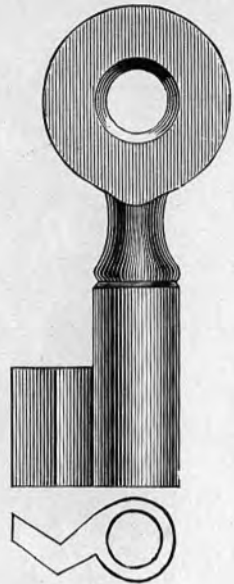
Distance from edge of door to centre of keyhole, 2 1/4 inches.

No.	SIZE CASE.	Per Doz.	DESCRIPTION.
262	2 5/8 x 3 3/4 in.	\$14.00 2.00	Heavy Bronze Bolt, brass knob, nickel plated; 4 tumblers; 2 flat steel keys; bronze escutcheon. Extra keys.

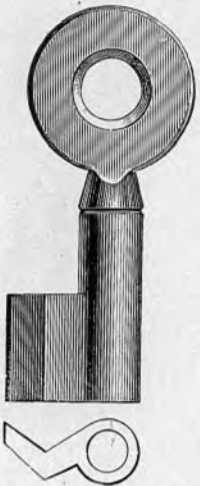
Packed one complete in a box.
Approximate weight per doz., 14 1/4 lbs.



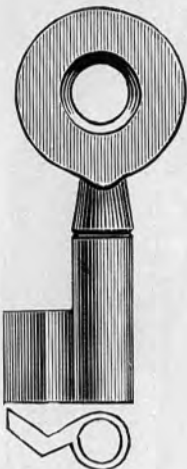




1-D



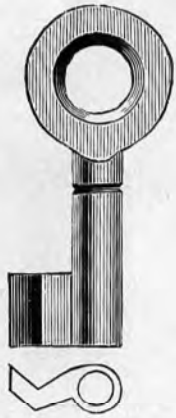
2-D



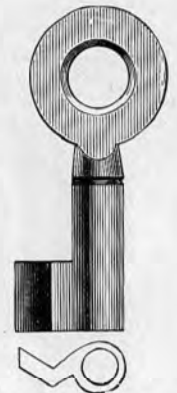
3-D



4-D



5-D



6-D



7-D



8-D



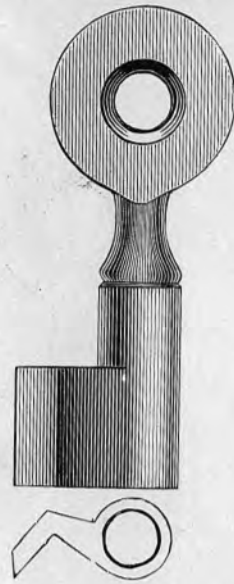
9-D



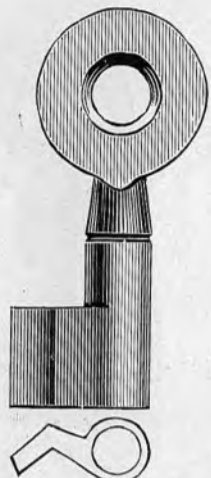
10-D



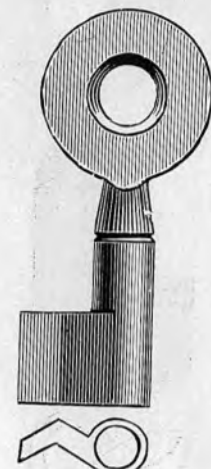
11-D



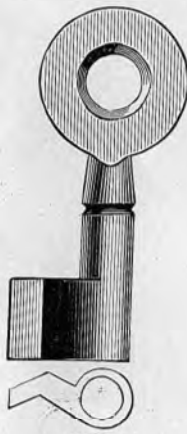
1-E



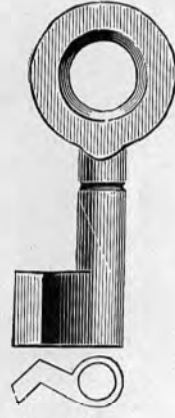
2-E



3-E



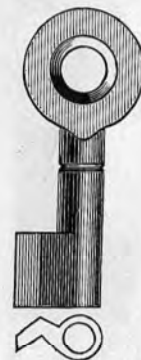
4-E



5-E



6-E



7-E



8-E



9-E



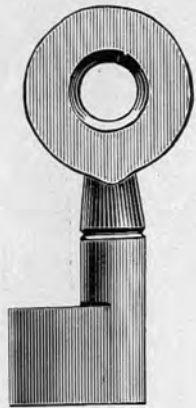
10-E



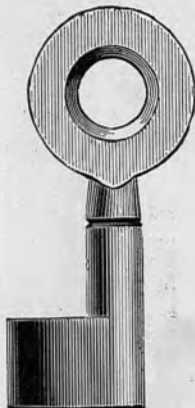
11-E



1-F



2-F



3-F



4-F



5-F



6-F



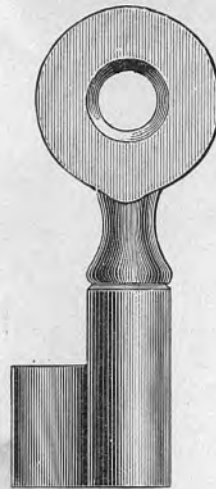
7-F




8-F



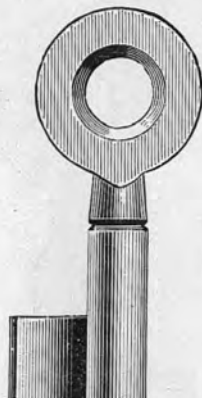
9-F



1-G



2-G



3-G



4-G



5-G



6-G



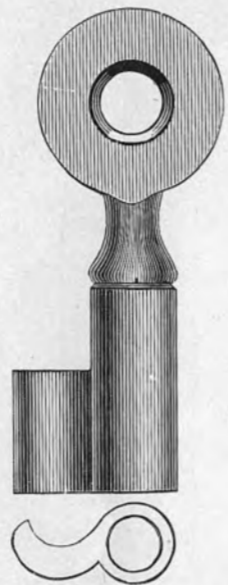
7-G



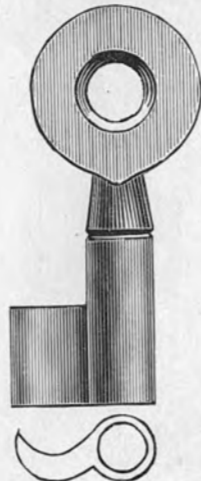
8-G



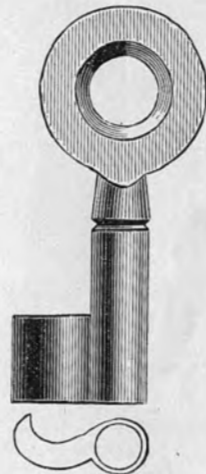
9-G



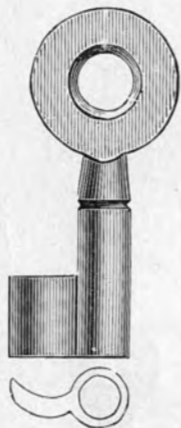
1-H



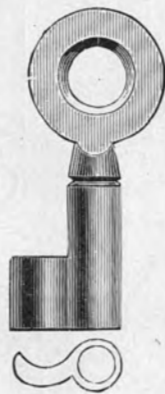
2-H



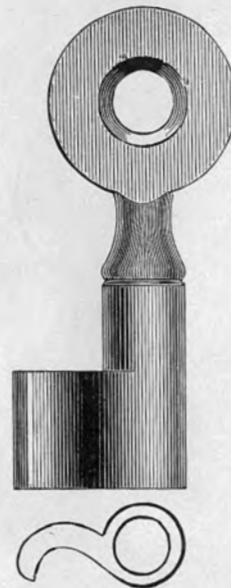
3-H



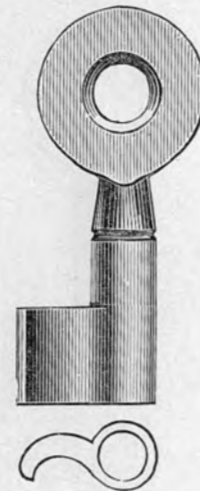
4-H



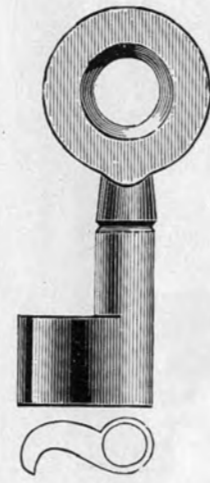
5-H



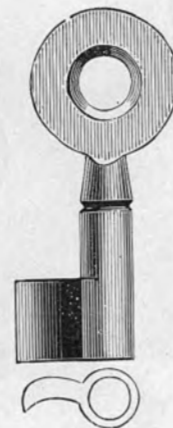
1-I



2-I



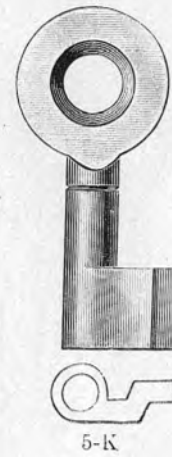
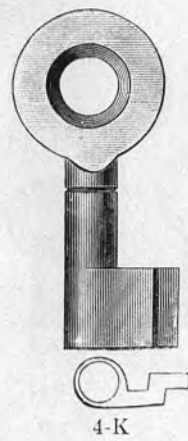
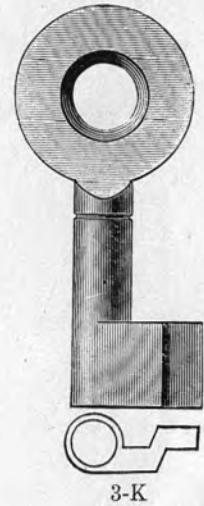
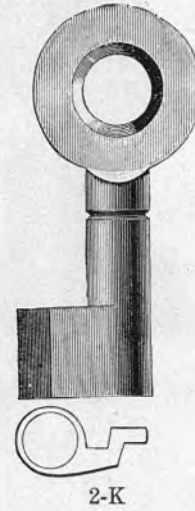
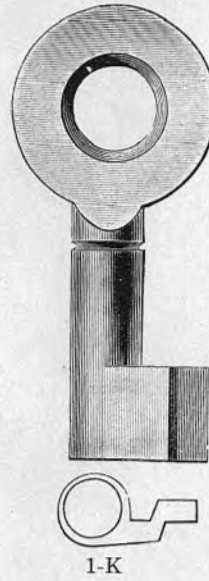
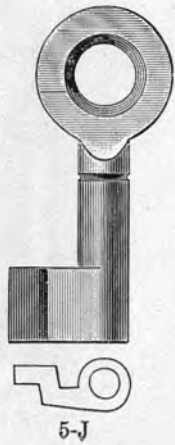
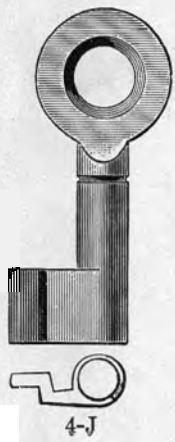
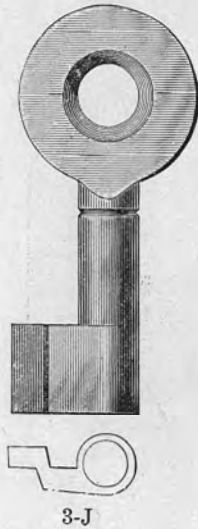
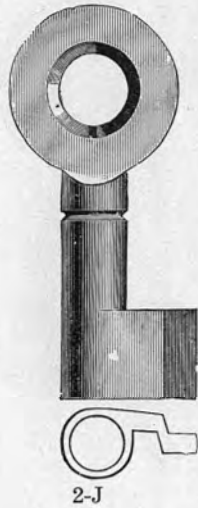
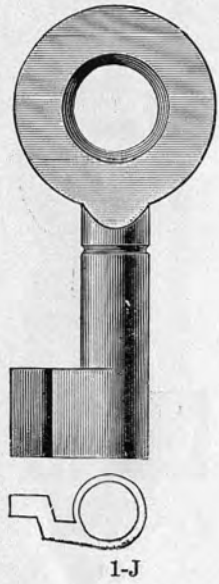
3-I

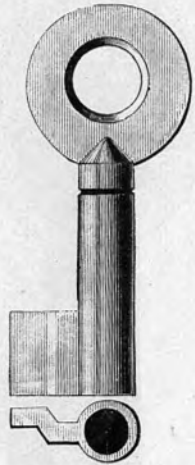


4-I

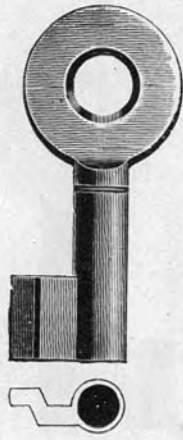


5-I





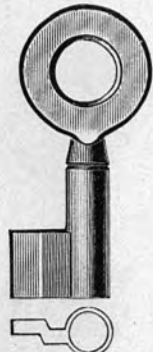
3-L



4-L



5-L



6-L



7-L



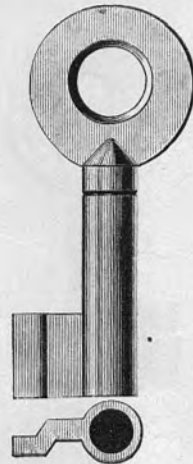
8-L




9-L



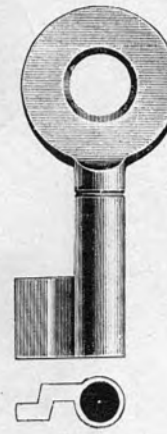
10-L



3-M



4-M



5-M



6-M



7-M



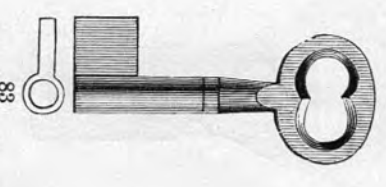
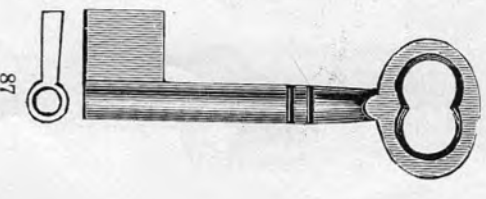
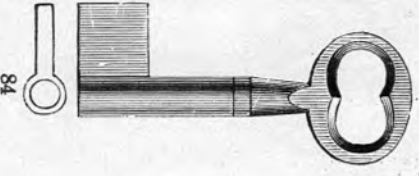
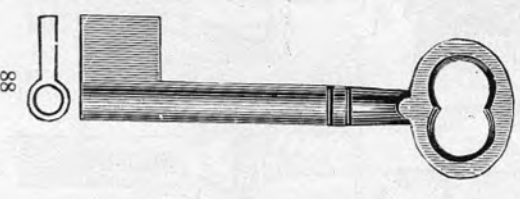
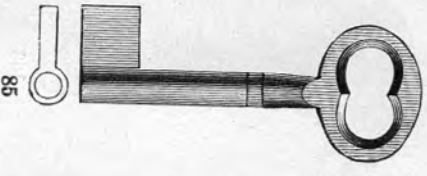
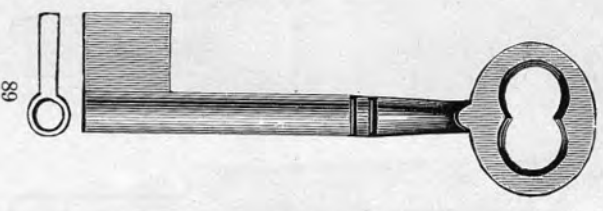
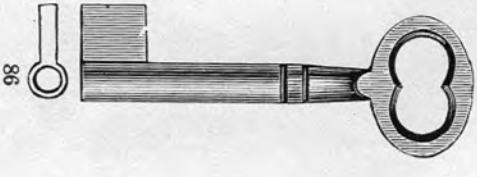
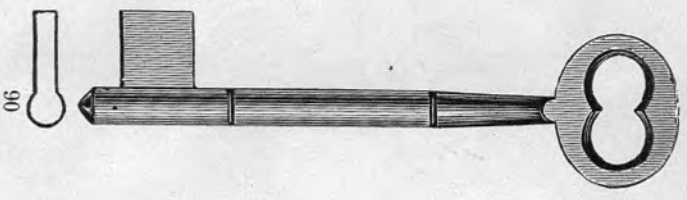
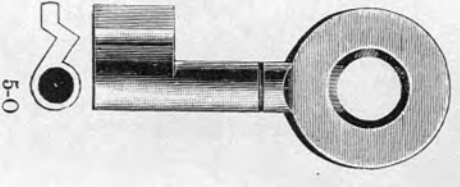

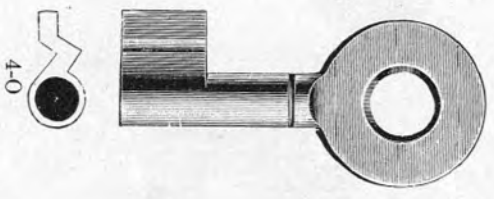
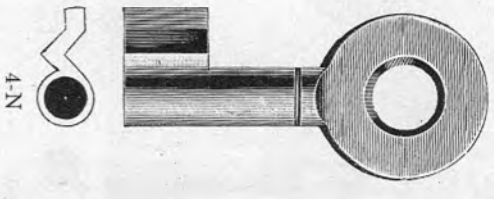


8-M




9-M



10-M






91 Wt. dz., ½ oz. 92 Wt. dz., 1 oz. 93 Wt. dz., 1¼ ozs. 94 Wt. dz., 2 ozs. 95 Wt. dz., 1½ ozs.




96 Wt. dz., 1½ ozs. 97 Wt. dz., ½ ozs. 98 Wt. dz., 1¼ ozs. 99 Wt. dz., 1½ ozs. 100 Wt. dz., 2 ozs.



101 Wt. dz., 1½ ozs. 114 Wt. dz., 1½ ozs. 163 Wt. dz., 2 ozs. 115 Wt. dz., 2½ ozs.



103 Wt. dz., 3 ozs. 108 Wt. dz., 2½ ozs. 166 Wt. dz., 2½ ozs. 112 Wt. dz., 2½ ozs. 113 Wt. dz., 3 ozs.



164 Wt. dz., 3½ ozs. 106 Wt. dz., 3 ozs. 110 Wt. dz., 3½ ozs. 107 Wt. dz., 2½ ozs. 162 Wt. dz., 3 ozs.



102
Wt. dz., 5 ozs.



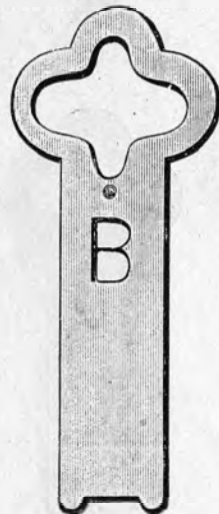
121
Wt. dz., 3 ozs.




122
Wt. dz., 3 ozs.



123
Wt. dz., 3 ozs.



104
Wt. dz., 4 ozs.




105
Wt. dz., 3 1/2 ozs.



109
Wt. dz., 4 1/2 ozs.



111
Wt. dz., 4 oz



116



117




118


Weight per doz., 4 1/2 ozs.



119



120



W. B.